



Dare to Commit

WPL/SEC/2015**April 07, 2015**

To,

The Manager, Dept. of Corporate Services, Bombay Stock Exchange Ltd, 1 st Floor, Rotunda Bldg, Dalal Street, Fort Mumbai - 400 001 Scrip Code: 532553	The Asst. Vice President, Listing Department National Stock Exchange of (I) Ltd., Exchange Plaza, C-1, Block-G, Bandra Kurla Complex, Bandra (East), Mumbai - 400 051 NSE Symbol: WELPROJ	The Managing Director, Vadodara Stock Exchange Ltd, 'Fortune Towers', Sayajigunj, Vadodara – 390 005
---	---	--

Dear Sir/Madam,

Sub.: Shareholding Pattern as on March 31, 2015 pursuant to Clause 35 of the Listing Agreement.

Please find enclosed herewith Shareholding Pattern as on March 31, 2015 pursuant to clause 35 of the Listing Agreement.

Kindly take the same on record.

Thanking You.

For **Welspun Projects Limited****Niles Javker**
Company Secretary
ACS No. 24087
Encl: as above**Corporate Office**
Welspun House,
Kamala City,
Senapati Bapat Marg,
Lower Parel (West),
Mumbai - 400013Tel: +91 2266136000
Fax: +91 2224908020
E-mail: companysecretary_wpl@welspun.com
www.welspunprojects.com

(III) (a) Statement showing the voting pattern of shareholders, if more than one class of shares/securities is issued by the issuer.
(Give description of voting rights for each class of security.)

Class X: Equity Shares of Rs. 10 each fully paid-up ranking pari-passu in all respect

Class Y:


Class Z:)

Category Code	Category of Shareholder	Number of Voting Rights held in each class of securities			Total Voting Rights (III + IV + V) (VI)	Total Voting Rights i.e. (VI)	
		Class X (III)	Class Y (IV)	Class Z (V)		As a % of (A + B) (VII)	As a % of (A + B + C) (VIII)
(I)	(II)	(III)	(IV)	(V)	(VI)	(VII)	(VIII)
(A)	Promoter and Promoter Group						
(1)	Indian						
(a)	Individuals/ Hindu Undivided Family	-	-	-	-	-	-
(b)	Central Government/ State Government(s)	-	-	-	-	-	-
(c)	Bodies Corporate	2,45,81,865	-	-	2,45,81,865	61.45	61.45
(d)	Financial Institutions/ Banks	-	-	-	-	-	-
(e)	Any Other (specify)	-	-	-	-	-	-
	Sub-Total (A)(1)	2,45,81,865	-	-	2,45,81,865	61.45	61.45
(2)	Foreign						
(a)	Individuals (Non-Resident Individuals/ Foreign Individuals)	-	-	-	-	-	-
(b)	Bodies Corporate	-	-	-	-	-	-
(c)	Institutions	-	-	-	-	-	-
(d)	Qualified Foreign Investor	-	-	-	-	-	-
(e)	Any Other (specify)	-	-	-	-	-	-
	Sub-Total (A)(2)	-	-	-	-	-	-
	Total Shareholding of Promoter and Promoter Group (A)= (A)(1)+(A)(2)	2,45,81,865	-	-	2,45,81,865	61.45	61.45
(B)	Public shareholding						
(1)	Institutions						
(a)	Mutual Funds/UTI	-	-	-	-	-	-
(b)	Financial Institutions/ Banks	-	-	-	-	-	-
(c)	Central Government/ State Government(s)	-	-	-	-	-	-
(d)	Venture Capital Funds	-	-	-	-	-	-
(e)	Insurance Companies	-	-	-	-	-	-
(f)	Foreign Institutional Investors	16,96,824	-	-	16,96,824	4.24	4.24
(g)	Foreign Venture Capital Investors	-	-	-	-	-	-
(h)	Qualified Foreign Investor	-	-	-	-	-	-
(i)	Any Other (specify)	-	-	-	-	-	-
	Sub-Total (B)(1)	16,96,824	-	-	16,96,824	4.24	4.24
(2)	Non-institutions						
(a)	Bodies Corporate	69,89,179	-	-	69,89,179	17.47	17.47
(b)	Individuals : - i. Individual shareholders holding nominal share capital up to Rs. 1 lakh.	28,48,214	-	-	28,48,214	7.12	7.12
	ii. Individual shareholders holding nominal share capital in excess of Rs. 1 lakh.	24,60,876	-	-	24,60,876	6.15	6.15
(c)	Qualified Foreign Investor	-	-	-	-	-	-
(d)	Any Other (specify)	-	-	-	-	-	-
(di)	Overseas-Bodies Corporate	-	-	-	-	-	-
(dii)	Clearing Member	23,974	-	-	23,974	0.06	0.06
(diii)	Non-resident Indians	83,802	-	-	83,802	0.21	0.21
(div)	Hindu Undivided Family	13,15,266	-	-	13,15,266	3.29	3.29
(dv)	Trust	-	-	-	-	-	-
	Sub-Total (B)(2)	1,37,21,311	-	-	1,37,21,311	34.30	34.30
	Total Public Shareholding (B)= (B)(1)+(B)(2)	1,54,18,135	-	-	1,54,18,135	38.55	38.55
	TOTAL (A)+(B)	4,00,00,000	-	-	4,00,00,000	100.00	100.00
(C)	Shares held by Custodians and against which Depository Receipts have been issued	-	-	-	-	-	-
	GRAND TOTAL (A)+(B)+(C)	4,00,00,000	-	-	4,00,00,000	100.00	100.00

For Welspun Projects Limited



Company Secretary

Sr.No	Notes
1	
2	
3	
4	NIL
5	
6	
7	
8	
9	

For Welspun Projects Limited

Company Secretary


(l)(b) Statement showing holding of securities (including shares, warrants, convertible securities) of persons belonging to the category "Promoter and Promoter Group"

Sr. No.	Name of the shareholder	Details of Shares Held		Shares pledged or otherwise encumbered Number	As a % As a %	Details of Warrants		Details of Convertible Securities		Total shares (including underlying shares assuming full conversion of warrants and convertible securities) as a % of diluted share capital
		Number of shares held	As a % of Grand Total (A)+(B)+(C)			Number of Warrants Held	As a % of total Warrants of the same class	Number of convertible Securities held	As a % of total number of convertible securities of the same class	
I	II	III	IV	V	VI=(V/III)* 100	VII	IX	X	XI	XII
INDIAN PROMOTERS										
1	Welspun Infratech Limited	2,44,48,445	61.12	-	-	-	-	-	-	61.12
2	Krishiraj Tradings Limited	1,33,420	0.33	-	-	-	-	-	-	0.33
	Sub Total	2,45,81,865	61.45	-	-	-	-	-	-	61.45
FOREIGN CO-PROMOTERS										
	NIL	-	-	-	-	-	-	-	-	-
	Sub Total	-	-	-	-	-	-	-	-	-
	Total	2,45,81,865	61.45	-	-	-	-	-	-	61.45

For Welspun Infratech Limited

 Company Secretary

(f)(c) (i) Statement showing holding of securities (including shares, warrants, convertible securities) of persons belonging to the category "Public" and holding more than 1% of the total number of shares of the Company


Sr. No.	Name of the shareholder	Number of shares held	Shares as a % of total number of shares (i.e., Grand Total (A)+(B)+(C) indicated in Statement at para (f)(a) above)	Details of Warrants		Details of Convertible Securities		Total shares (including underlying shares assuming full conversion of warrants and convertible securities) as a % of diluted share capital
				Number of Warrants Held	As a % of total number of Warrants of the same class	Number of convertible Securities held	As a % of total number of convertible securities of the same class	
I	II	III	IV	V	VI	VII	VIII	IX
1	TECK CONSULTANCY AND SERVICES PRIVATE LIMITED	16,00,000	4.00	-	-	-	-	4.01
2	MERRILL LYNCH CAPITAL MARKETS ESPAN	15,21,824	3.80	-	-	-	-	-
3	INTERNATIONAL SYNTHFAIRS PVT LTD	13,63,909	3.41	-	-	-	-	3.41
4	PRIVANKA FINANCE PRIVATE LIMITED	9,67,607	2.42	-	-	-	-	3.14
5	MANEK BHANSALI	7,09,111	1.77	-	-	-	-	2.62
6	KPR FINANCE LIMITED	5,00,000	1.25	-	-	-	-	2.54
7	AUTHUM INVESTMENT AND INFRASTRUCTURE	4,97,667	1.24	-	-	-	-	1.18
		71,60,118	17.90	-	-	-	-	16.90

For Walepin Projects Limited

 Company Secretary

(1)(c) (ii) Statement showing holding of securities (including shares, warrants, convertible securities) of persons (together with PAC) belonging to the category "Public", and holding more than 5% of the total number of shares of the Company

Sr. No.	Name(s) of the shareholder(s) and the Persons Acting in Concert (PAC) with them	Number of shares held	Shares as a % of total number of shares (i.e., Grand Total (A)+(B)+(C) indicated in Statement at para (1)(a) above)	Details of Warrants		Details of Convertible Securities		Total shares (including underlying shares assuming full conversion of warrants and convertible securities) as a % of diluted share capital
				Number of Warrants Held	As a % of total number of Warrants of the same class	Number of convertible Securities held	As a % of total number of convertible securities of the same class	
I	II	III	IV	V	VI	VII	VIII	IX
1	NIL	-	-	-	-	-	-	-
	TOTAL	-	-	-	-	-	-	-

For Weisapac Products Limited


Company Secretary

(I)(d) Statement showing details of locked-in shares

Sr. No.	Name of the shareholder	Category of Shareholders (Promoters/ Public)	No. of Shares	Locked-in shares as a % of total number of shares [i.e., Grand Total (A)+(B)+(C) indicated in Statement at para (I)(a) above]
1				
TOTAL			-	

For Weispun Projects Limited



Company Secretary

(II)(a) Statement showing details of Depository Receipts (DRs)

Sr. No.	Type of outstanding DR (ADRs, GDRs, SDRs, etc.)	Number of outstanding DRs	Number of shares underlying outstanding DRs	Shares underlying outstanding DRs as a % of total number of shares [i.e., Grand Total (A)+(B)+(C) indicated in Statement at para (I)(a) above]
		-	-	-
TOTAL		-	-	-

For Welspun Properties Limited


Company Secretary

(II)(b) Statement showing Holding of Depository Receipts (DRs), where underlying Shares held by Promoter/Promoter Group are in excess of 1% of the total number of shares

Sr. No.	Name of the DR Holder	Type of outstanding DR (ADRs, GDRs, SDRs, etc.)	Number of shares underlying outstanding DRs	Shares underlying outstanding DRs as a percentage of total number of shares [i.e., Grand Total (A)+(B)+(C) indicated in Statement at para (I)(a) above]
1			-	-
2			-	-
TOTAL			-	-

For Weisapac Projects Limited



Company Secretary

(III) (a) Statement showing the voting pattern of shareholders, if more than one class of shares/securities is issued by the issuer.

(Give description of voting rights for each class of security.)

Class X: Equity Shares of Rs. 10 each fully paid-up ranking pari-passu in all respect

Class Y:

Class Z:)

Category Code	Category of Shareholder	Number of Voting Rights held in each class of securities			Total Voting Rights (III + IV + V)	Total Voting Rights i.e. (VI)	
		Class X	Class Y	Class Z		As a % of (A + B)	As a % of (A + B + C)
(I)	(II)	(III)	(IV)	(V)	(VI)	(VII)	(VIII)
(A)	Promoter and Promoter Group						
(1)	Indian						
(a)	Individuals/ Hindu Undivided Family	-	-	-	-	-	-
(b)	Central Government/ State Government(s)	-	-	-	-	-	-
(c)	Bodies Corporate	2,45,81,865	-	-	2,45,81,865	61.45	61.45
(d)	Financial Institutions/ Banks	-	-	-	-	-	-
(e)	Any Other (specify)	-	-	-	-	-	-
	Sub-Total (A)(1)	2,45,81,865	-	-	2,45,81,865	61.45	61.45
(2)	Foreign						
(a)	Individuals (Non-Resident Individuals/ Foreign Individuals)	-	-	-	-	-	-
(b)	Bodies Corporate	-	-	-	-	-	-
(c)	Institutions	-	-	-	-	-	-
(d)	Qualified Foreign Investor	-	-	-	-	-	-
(e)	Any Other (specify)	-	-	-	-	-	-
	Sub-Total (A)(2)	-	-	-	-	-	-
	Total Shareholding of Promoter and Promoter Group (A)= (A)(1)+(A)(2)	2,45,81,865	-	-	2,45,81,865	61.45	61.45
(B)	Public shareholding						
(1)	Institutions						
(a)	Mutual Funds/UTI	-	-	-	-	-	-
(b)	Financial Institutions/ Banks	-	-	-	-	-	-
(c)	Central Government/ State Government(s)	-	-	-	-	-	-
(d)	Venture Capital Funds	-	-	-	-	-	-
(e)	Insurance Companies	-	-	-	-	-	-
(f)	Foreign Institutional Investors	16,96,824	-	-	16,96,824	4.24	4.24
(g)	Foreign Venture Capital Investors	-	-	-	-	-	-
(h)	Qualified Foreign Investor	-	-	-	-	-	-
(i)	Any Other (specify)	-	-	-	-	-	-
	Sub-Total (B)(1)	16,96,824	-	-	16,96,824	4.24	4.24
(2)	Non-institutions						
(a)	Bodies Corporate	69,89,179	-	-	69,89,179	17.47	17.47
(b)	Individuals : - i. Individual shareholders holding nominal share capital up to Rs. 1 lakh.	28,48,214	-	-	28,48,214	7.12	7.12
	ii. Individual shareholders holding nominal share capital in excess of Rs. 1 lakh.	24,60,876	-	-	24,60,876	6.15	6.15
(c)	Qualified Foreign Investor	-	-	-	-	-	-
(d)	Any Other (specify)	-	-	-	-	-	-
(di)	Overseas-Bodies Corporate	-	-	-	-	-	-
(dii)	Clearing Member	23,974	-	-	23,974	0.06	0.06
(diii)	Non-resident Indians	83,802	-	-	83,802	0.21	0.21
(div)	Hindu Undivided Family	13,15,266	-	-	13,15,266	3.29	3.29
(dv)	Trust	-	-	-	-	-	-
	Sub-Total (B)(2)	1,37,21,311	-	-	1,37,21,311	34.30	34.30
	Total Public Shareholding (B)= (B)(1)+(B)(2)	1,54,18,135	-	-	1,54,18,135	38.55	38.55
	TOTAL (A)+(B)	4,00,00,000	-	-	4,00,00,000	100.00	100.00
(C)	Shares held by Custodians and against which Depository Receipts have been issued	-	-	-	-	-	-
	GRAND TOTAL (A)+(B)+(C)	4,00,00,000	-	-	4,00,00,000	100.00	100.00

For Welspun Projects Limited


Company Secretary