

Name of the Company : WELSPUN PROJECTS LIMITED

Scrip Code :- NSE: WELPRO

Quarter Ended :

30/06/2013

BSE : 532553

Name of the Scrip : Welspun Projects Limited


Class of Security : Equity

PARTLY PAID SHARE	No. of Partly paid-up Shares	As a % of total No. of Partly paid-up Shares	As a % of total No. of Shares of the Company
Held by Promoter/ Promoter Group	NIL	NIL	NIL
Held by public	NIL	NIL	NIL
Total	NIL	NIL	NIL
OUTSTANDING CONVERTIBLE SECURITIES (Foreign Currency Convertible Bonds) and (Compulsorily Convertible Debenture)	No. of Outstanding Securities	As a % of total No. of Outstanding Convertible Securities	As a % of total No. of Shares of the Company assuming full conversion of the Convertible Securities
Held by Promoter/ Promoter Group	NIL	NIL	NIL
Held by public	NIL	NIL	NIL
Total	NIL	NIL	NIL
WARRANTS	No. of Warrants	As a % of total No. of Warrants	As a % of total No. of Shares of the Company assuming full conversion of Warrants
Held by Promoter/ Promoter Group	NIL	NIL	NIL
Held by public	NIL	NIL	NIL
Total	NIL	NIL	NIL
Total Paid-Up capital of the Company, assuming full conversion of Warrants and Convertible Securities			40,000,000

Sr. No.	Category of Shareholder	Number of Shareholders	Total number of shares	Number of shares held in dematerialized form	Total shareholding as a percentage of total number of shares		Shares pledged or otherwise encumbered	
					As a % of (A+B) ¹	As a % of (A+B+C)	No. of shares	As a % (IX=VIII/IV)* 100
I	II	III	IV	V	VI	VII	VIII	
(A)	Shareholding of Promoter and Promoter Group ²							
1	Indian							
(a)	Individuals/ Hindu Undivided Family	-	-	-	-	-	-	-
(b)	Central Government/ State Government(s)	-	-	-	-	-	-	-
(c)	Bodies Corporate	1	24,448,445	24,448,445	61.12	61.12	-	-
(d)	Financial Institutions/ Banks	-	-	-	-	-	-	-
(e)	Any Others(Specify)	-	-	-	-	-	-	-
(e-i)		-	-	-	-	-	-	-
	Sub Total(A)(1)	1	24,448,445	24,448,445	61.12	61.12	-	-
2	Foreign							
a	Individuals (Non-Residents Individuals/Foreign)	-	-	-	-	-	-	-
b	Bodies Corporate	-	-	-	-	-	-	-
c	Institutions	-	-	-	-	-	-	-
d	Qualified Foreign Investor	-	-	-	-	-	-	-
e	Any Others(Specify)	-	-	-	-	-	-	-
e-i		-	-	-	-	-	-	-
	Sub Total(A)(2)	-	-	-	-	-	-	-
	Total Shareholding of Promoter and Promoter Group (A)= (A)(1)+(A)(2)	1	24,448,445	24,448,445	61.12	61.12	-	-
(B)	Public shareholding						N.A.	N.A.
1	Institutions							
(a)	Mutual Funds/ UTI	-	-	-	-	-	-	-
(b)	Financial Institutions / Banks	-	-	-	-	-	-	-
(c)	Central Government/ State Government(s)	-	-	-	-	-	-	-
(d)	Venture Capital Funds	-	-	-	-	-	-	-
(e)	Insurance Companies	-	-	-	-	-	-	-
(f)	Foreign Institutional Investors	2	468,306	468,306	1.17	1.17	-	-
(g)	Foreign Venture Capital Investors	-	-	-	-	-	-	-
(h)	Qualified Foreign Investor	-	-	-	-	-	-	-
(i)	Any Other (specify)	-	-	-	-	-	-	-
	Sub-Total (B)(1)	2	468,306	468,306	1.17	1.17	N.A.	N.A.
B 2	Non-institutions							
(a)	Bodies Corporate	333	8,465,814	8,465,270	21.16	21.16	N.A.	N.A.
(b)	Individuals							
I	Individual shareholders holding nominal share capital up to Rs 1 lakh	7,750	2,763,670	2,763,534	6.91	6.91		
II	Individual shareholders holding nominal share capital in excess of Rs. 1 lakh	49	2,413,274	2,413,274	6.03	6.03		
(c)	Qualified Foreign Investor	-	-	-	-	-	-	-
(d)	Any Other (specify)	-	-	-	-	-	-	-
(d-i)	Overseas - Bodies Corporate	-	-	-	-	-	-	-
(d-ii)	Clearing member	12	4,399	4,399	0.01	0.01		
(d-iii)	Non Resident Indians (Repatriation & Non Repatriation)	68	70,865	70,865	0.18	0.18		
(d-iv)	Hindu Undivided Family	291	1,359,227	1,359,227	3.40	3.40		
(d-v)	Trust	1	6,000	6,000	0.02	0.02		
(B)	Sub-Total (B)(2)	8,504	15,083,249	15,082,569	37.71	37.71	N.A.	N.A.
	Total Public Shareholding (B)= (B)(1)+(B)(2)	8,506	15,551,555	15,550,875	38.88	38.88	N.A.	N.A.
	TOTAL (A)+(B)	8,507	40,000,000	39,999,320	100.00	100.00	N.A.	N.A.
(C)	Shares held by Custodians and against which Depository Receipts have been issued							
(1)	Promoter and Promoter Group	-	-	-	-	-	-	-
(2)	Public	-	-	-	-	-	-	-
	GRAND TOTAL (A)+(B)+(C)	8,507	40,000,000	39,999,320	100.00	100.00	N.A.	N.A.

Sr.No	Notes
1	
2	
3	
4	NIL
5	
6	
7	
8	
9	

For WELSPUN PROJECTS LIMITED


Company Secretary

(1)(b) Statement showing holding of securities (including shares, warrants, convertible securities) of persons belonging to the category "Promoter and Promoter Group"

Sr. No.	Name of the shareholder	Details of Shares Held		Shares pledged or otherwise encumbered		Details of Warrants		Details of Convertible Securities		Total shares (including underlying shares assuming full conversion of warrants and convertible securities) as a % of diluted share capital	
		Number of shares held	As a % of Grand Total (A)+(B)+(C)	Number	As a % of Total (A)+(B)+(C) of sub clause I(a)	Number of Warrants Held	As a % of total number of Warrants of the same class	Number of convertible Securities held	As a % of total number of convertible securities of the same class		
I	II	III	IV	V	VI=(V/III)*100	VII	VIII	IX	X	XI	XII
	INDIAN PROMOTERS										
1	Welspun Infratech Limited	24,448,445	61.12	-	-	-	-	-	-	-	61.12
Sub Total		24,448,445	61.12	-	-	-	-	-	-	-	61.12
	FOREIGN CO-PROMOTERS										
	NIL	-	-	-	-	-	-	-	-	-	-
Sub Total		-	-	-	-	-	-	-	-	-	-
Total		24,448,445	61.12	-	-	-	-	-	-	-	61.12

FOR WELSPUN PROJECTS LIMITED


Company Secretary

(B)(c) (i) Statement showing holding of securities (including shares, warrants, convertible securities) of persons belonging to the category "Public", and holding more than 1% of the total number of shares of the Company

Sr. No.	Name of the shareholder	Number of shares held	Shares as a % of total number of shares (i.e., Grand Total (A)+(B)+(C) indicated in Statement at para (i)(a) above)	Number of Warrants Held	As a % of total Warrants of the same class	Number of convertible Securities held	As a % of total convertible securities of the same class	Total shares (including underlying shares assuming full conversion of warrants and convertible securities) as a % of diluted share capital
		III	IV	V	VI	VII	VIII	IX
I	II							
1	SUBHKAM VENTURES (I) PVT LTD	2,106,034	5.26	-	-	-	-	6.89
2	CRESENT TRADING PVT. LTD.	1,363,909	3.40	-	-	-	-	2.65
3	PRYANKA FINANCE PRIVATE LIMITED	1,047,543	2.61	-	-	-	-	1.50
4	TECK CONSULTANCY AND SERVICES PRIVATE LIMITED	856,793	2.14	-	-	-	-	1.18
5	ROOFCHAND BHANSHALI	472,453	1.18	-	-	-	-	1.17
6	UTI WEALTH MANAGEMENT PVT LTD	469,500	1.17	-	-	-	-	1.11
7	MEENU BHANSHALI	425,905	1.06	-	-	-	-	1.06
		6,744,537	16.82	-	-	-	-	19.58

For WELSPUN PROJECTS LIMITED


Company Secretary

(I)(c) (ii) Statement showing holding of securities (including shares, warrants, convertible securities) of persons (together with PAC) belonging to the category "Public" and holding more than 5% of the total number of shares of the Company

Sr. No.	Name(s) of the shareholder(s) and the Persons Acting in Concert (PAC) with them	Number of shares held	Shares as a % of total number of shares (i.e., Grand Total (A)+(B)+(C) indicated in Statement at para (I)(a) above)	Details of Warrants		Details of Convertible Securities		Total shares (including underlying shares assuming full conversion of warrants and convertible securities) as a % of diluted share capital
				Number of Warrants Held	As a % of total Warrants of the same class	Number of convertible Securities held	As a % of total convertible securities of the same class	
I	II	III	IV	V	VI	VII	VIII	IX
1	SUBHKAM VENTURES (I) PVT LTD	2,106,034	5.26	-	-	-	-	6.89
	TOTAL	2,106,034	5.26	-	-	-	-	6.89

For WELSPUN PROJECTS LIMITED




Company Secretary

(I)(d) Statement showing details of locked-in shares

Sr. No.	Name of the shareholder	Category of Shareholders (Promoters/ Public)	No. of Shares	Locked-in shares as a % of total number of shares [i.e., Grand Total (A)+(B)+(C) indicated in Statement at para (I)(a) above]
1				
	TOTAL		-	


For WELSPUN PROJECTS LIMITED


Company Secretary

(II)(a) Statement showing details of Depository Receipts (DRs)

Sr. No.	Type of outstanding DR (ADRs, GDRs, SDRs, etc.)	Number of outstanding DRs	Number of shares underlying outstanding DRs	Shares underlying outstanding DRs as a % of total number of shares [i.e., Grand Total (A)+(B)+(C) indicated in Statement at para (I)(a) above]
		-	-	-
		-	-	-
	TOTAL	-	-	-


For WELSPUN PROJECTS LIMITED


Company Secretary

(II)(b) Statement showing Holding of Depository Receipts (DRs), where underlying Shares held by Promoter/Promoter Group are in excess of 1% of the total number of shares

Sr. No.	Name of the DR Holder	Type of outstanding DR (ADRs, GDRs, SDRs, etc.)	Number of shares underlying outstanding DRs	Shares underlying outstanding DRs as a percentage of total number of shares [i.e., Grand Total (A)+(B)+(C) indicated in Statement at para I](a) above}
1			-	-
2			-	-
TOTAL			-	-

For WELSPUN PROJECTS LIMITED


Company Secretary

(III) (a) Statement showing the voting pattern of shareholders, if more than one class of shares/securities is issued by the issuer.

(Give description of voting rights for each class of security.

Class X: Equity Shares of Rs. 10 each fully paid-up ranking pari-passu in all respect

Class Y:

Class Z:)

Category Code	Category of Shareholder	Number of Voting Rights held in each class of securities			Total Voting Rights (III + IV + V)	Total Voting Rights i.e. (VI)	
		Class X (III)	Class Y (IV)	Class Z (V)		As a % of (A + B) (VII)	As a % of (A + B + C) (VIII)
(I)	(II)						
(A)	Promoter and Promoter Group						
(1)	Indian						
(a)	Individuals/ Hindu Undivided Family	-	-	-	-	-	-
(b)	Central Government/ State Government(s)	-	-	-	-	-	-
(c)	Bodies Corporate	24,448,445	-	-	24,448,445	61.12	61.12
(d)	Financial Institutions/ Banks	-	-	-	-	-	-
(e)	Any Other (specify)	-	-	-	-	-	-
	Sub-Total (A)(1)	24,448,445	-	-	24,448,445	61.12	61.12
(2)	Foreign						
(a)	Individuals (Non-Resident Individuals/ Foreign Individuals)	-	-	-	-	-	-
(b)	Bodies Corporate	-	-	-	-	-	-
(c)	Institutions	-	-	-	-	-	-
(d)	Qualified Foreign Investor	-	-	-	-	-	-
(e)	Any Other (specify)	-	-	-	-	-	-
	Sub-Total (A)(2)	-	-	-	-	-	-
	Total Shareholding of Promoter and Promoter Group (A)= (A)(1)+(A)(2)	24,448,445	-	-	24,448,445	61.12	61.12
(B)	Public shareholding						
(1)	Institutions						
(a)	Mutual Funds/UTI	-	-	-	-	-	-
(b)	Financial Institutions/ Banks	-	-	-	-	-	-
(c)	Central Government/ State Government(s)	-	-	-	-	-	-
(d)	Venture Capital Funds	-	-	-	-	-	-
(e)	Insurance Companies	-	-	-	-	-	-
(f)	Foreign Institutional Investors	468,306	-	-	468,306	1.17	1.25
(g)	Foreign Venture Capital Investors	-	-	-	-	-	-
(h)	Qualified Foreign Investor	-	-	-	-	-	-
(i)	Any Other (specify)	-	-	-	-	-	-
	Sub-Total (B)(1)	468,306	-	-	468,306	1.17	1.25
(2)	Non-institutions						
(a)	Bodies Corporate	8,465,814	-	-	8,465,814	21.16	20.70
(b)	Individuals : -	2,763,670	-	-	2,763,670	6.91	6.93
	i. Individual shareholders holding nominal share capital up to Rs. 1 lakh.						
	ii. Individual shareholders holding nominal share capital in excess of Rs. 1 lakh.	2,413,274	-	-	2,413,274	6.03	6.35
(c)	Qualified Foreign Investor	-	-	-	-	-	-
(d)	Any Other (specify)	-	-	-	-	-	-
(di)	Overseas-Bodies Corporate	-	-	-	-	-	-
(dii)	Clearing Member	4,399	-	-	4,399	0.01	0.03
(diii)	Non-resident Indians	70,865	-	-	70,865	0.18	0.18
(div)	Hindu Undivided Family	1,359,227	-	-	1,359,227	3.40	3.42
(dv)	Trust	6,000	-	-	6,000	0.02	0.02
	Sub-Total (B)(2)	15,083,249	-	-	15,083,249	37.71	37.63
	Total Public Shareholding (B)= (B)(1)+(B)(2)	15,551,555	-	-	15,551,555	38.88	38.88
	TOTAL (A)+(B)	40,000,000	-	-	40,000,000	100.00	100.00
(C)	Shares held by Custodians and against which Depository Receipts have been issued	-	-	-	-	-	-
	GRAND TOTAL (A)+(B)+(C)	40,000,000	-	-	40,000,000	100.00	100.00

For WELSPUN PROJECTS LIMITED


Company Secretary