



WPL/SEC/2014

April 07, 2014

To,

The Manager, Dept. of Corporate Services, Bombay Stock Exchange Ltd, 1 <sup>st</sup> Floor, Rotunda Bldg, Dalal Street, Fort Mumbai - 400 001  <b>Scrip Code: 532553</b>	The Asst. Vice President, Listing Department National Stock Exchange of (I) Ltd., Exchange Plaza, C-1, Block-G, Bandra Kurla Complex, Bandra (East), Mumbai - 400 051  <b>NSE Symbol: WELPROJ</b>	The Managing Director, Vadodara Stock Exchange Ltd, 'Fortune Towers', Sayajigunj, Vadodara – 390 005
---	---	--

Dear Sir/Madam,

**Sub.: Corporate Governance Report and Shareholding Pattern for the quarter ended March 31, 2014**

Please find enclosed herewith Corporate Governance Report pursuant to clause 49 and Shareholding Pattern pursuant to clause 35 of the Listing Agreement for the quarter ended March 31, 2014.

Kindly take the same on record.

Thanking You.

For Welspun Projects Limited

**Nilesh Javker**  
**Company Secretary**



Encl: as above

Website : [www.welspunprojects.com](http://www.welspunprojects.com)Email Id : [companysecretary\\_wpl@welspun.com](mailto:companysecretary_wpl@welspun.com)

CIN : L45201GJ1994PLC023920

**Registered Office**

Welspun City,  
 Village Versamedi,  
 Taluka Anjar,  
 Gujarat - 370 110

Tel.: +91 2836 279071, 74, 41, 44

Fax : +91 2836 279060

website: [www.welspunprojects.com](http://www.welspunprojects.com)

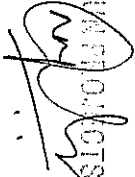
## Name of the Company: WELSPUN PROJECTS LIMITED

Scrip Code :- NSE: WELPROJ		Quarter Ended :		31/03/2014				
BSE: 532553								
Name of the Scrip: Welspun Projects Limited								
Class of Security: Equity								
<b>PARTLY PAID SHARE</b>		No. of Partly paid-up Shares	As a % of total No. of Partly paid-up Shares	As a % of total No. of Shares of the Company				
Held by Promoter/ Promoter Group		NIL	NIL	NIL				
Held by public		NIL	NIL	NIL				
<b>Total</b>		NIL	NIL	NIL				
<b>OUTSTANDING CONVERTIBLE SECURITIES</b> (Foreign Currency Convertible Bonds) and (Compulsorily Convertible Debenture)		No. of Outstanding Securities	As a % of total No. of Outstanding Convertible Securities	As a % of total No. of Shares of the Company assuming full conversion of the Convertible Securities				
Held by Promoter/ Promoter Group		NIL	NIL	NIL				
Held by public		NIL	NIL	NIL				
<b>Total</b>		NIL	NIL	NIL				
<b>WARRANTS</b>		No. of Warrants	As a % of total No. of Warrants	As a % of total No. of Shares of the Company assuming full conversion of Warrants				
Held by Promoter/ Promoter Group		NIL	NIL	NIL				
Held by public		NIL	NIL	NIL				
<b>Total</b>		NIL	NIL	NIL				
<b>Total Paid-Up capital of the Company, assuming full conversion of Warrants and Convertible Securities</b>					40,000,000			
Sr. No.	Category of Shareholder	Number of Shareholders	Total number of shares	Number of shares held in dematerialized form	Total shareholding as a percentage of total number of shares		Shares pledged or otherwise encumbered	
					As a % of (A+B) <sup>1</sup>	As a % of (A+B+C)	No. of shares	As a %
1	II	III	IV	V	VI	VII	VIII	(IX=VIII/IV)* 100
(A)	Shareholding of Promoter and Promoter Group <sup>2</sup>							
1	Indian							
(a)	Individuals/ Hindu Undivided Family	-	-	-	-	-	-	-
(b)	Central Government/ State Government(s)	-	-	-	-	-	-	-
(c)	Bodies Corporate	1	24,448,445	24,448,445	61.12	61.12	-	-
(d)	Financial Institutions/ Banks	-	-	-	-	-	-	-
(e)	Any Others (Specify)	-	-	-	-	-	-	-
(e-i)	Sub Total(A)(1)	1	24,448,445	24,448,445	61.12	61.12	-	-
2	Foreign							
a	Individuals (Non-Residents Individuals/Foreign)	-	-	-	-	-	-	-
b	Bodies Corporate	-	-	-	-	-	-	-
c	Institutions	-	-	-	-	-	-	-
d	Qualified Foreign Investor	-	-	-	-	-	-	-
e	Any Others (Specify)	-	-	-	-	-	-	-
(e-i)	Sub Total(A)(2)	-	-	-	-	-	-	-
	Total Shareholding of Promoter and Promoter Group (A)= (A)(1)+(A)(2)	1	24,448,445	24,448,445	61.12	61.12	-	-
(B)	Public shareholding						N.A.	N.A.
1	Institutions							
(a)	Mutual Funds/ UTI	-	-	-	-	-	-	-
(b)	Financial Institutions / Banks	-	-	-	-	-	-	-
(c)	Central Government/ State Government(s)	-	-	-	-	-	-	-
(d)	Venture Capital Funds	-	-	-	-	-	-	-
(e)	Insurance Companies	-	-	-	-	-	-	-
(f)	Foreign Institutional Investors	2	239,675	239,675	0.60	0.60	-	-
(g)	Foreign Venture Capital Investors	-	-	-	-	-	-	-
(h)	Qualified Foreign Investor	-	-	-	-	-	-	-
(i)	Any Other (specify)	-	-	-	-	-	-	-
	Sub-Total (B)(1)	2	239,675	239,675	0.60	0.60	N.A.	N.A.
B 2	Non-institutions							
(a)	Bodies Corporate	304	7,982,271	7,981,727	19.96	19.96	N.A.	N.A.
(b)	Individuals							
i	Individual shareholders holding nominal share capital up to Rs 1 lakh	7,606	2,865,762	2,865,626	7.16	7.16		
ii	Individual shareholders holding nominal share capital in excess of Rs. 1 lakh.	53	2,660,439	2,660,439	6.65	6.65		
(c)	Qualified Foreign investor	-	-	-	-	-		
(d)	Any Other (specify)	-	-	-	-	-		
(d-i)	Overseas - Bodies Corporate	2	342,334	342,334	0.86	0.86		
(d-ii)	Clearing member	17	33,243	33,243	0.08	0.08		
(d-iii)	Non Resident Indians (Repat & Non Repat)	61	88,738	88,738	0.22	0.22		
(d-iv)	Hindu Undivided Family	289	1,333,093	1,333,093	3.33	3.33		
(d-v)	Trust	1	6,000	6,000	0.01	0.01		
	Sub-Total (B)(2)	8,333	15,311,880	15,311,200	38.27	38.27	N.A.	N.A.
(B)	Total Public Shareholding (B)= (B)(1)+(B)(2)	8,335	15,551,555	15,550,875	38.87	38.87	N.A.	N.A.
	TOTAL (A)+(B)	8,336	40,000,000	39,999,320	99.99	99.99	N.A.	N.A.
(C)	Shares held by Custodians and against which Depository Receipts have been issued							
(1)	Promoter and Promoter Group	-	-	-	-	-		
(2)	Public	-	-	-	-	-		
	GRAND TOTAL (A)+(B)+(C)	8,336	40,000,000	39,999,320	99.99	99.99	N.A.	N.A.

  
Company Secretary

Sr.No	Notes
1	
2	
3	
4	NIL
5	
6	
7	
8	
9	

FOR WELSPAPERS PROJECTS LIMITED



Company Secretary

(f)(b) Statement showing holding of securities (including shares, warrants, convertible securities) of persons belonging to the category "Promoter and Promoter Group"

Sr. No.	Name of the shareholder	Details of Shares Held					Details of Warrants			Details of Convertible Securities		Total shares (including underlying shares assuming full conversion of warrants and convertible securities) as a % of diluted share capital
		Number of shares held	As a % of Grand Total (A)+(B)+(C)	Number	As a % VI=(V/III)* 100	As a % of Grand Total (A)+(B)+(C) of sub clause (a)	Number of Warrants Held	As a % of total number of Warrants of the same class	Number of convertible Securities held	As a % of total number of convertible securities of the same class		
I	II	III	IV	V	VI=(V/III)* 100	VII	VIII	IX	X	XI	XII	
	INDIAN PROMOTERS											
	Welspun InfraTech Limited	24,448,445	61.12	-	-	-	-	-	-	-	61.12	
	Sub Total	24,448,445	61.12	-	-	-	-	-	-	-	61.12	
	FOREIGN CO-PROMOTERS											
	NIL	-	-	-	-	-	-	-	-	-	-	
	Sub Total	-	-	-	-	-	-	-	-	-	-	
	Total	24,448,445	61.12	-	-	-	-	-	-	-	61.12	


FOR WELSPUN INFRASTRUCTURE LIMITED



Company Secretary

(1)(c) (b) Statement showing holding of securities (including shares, warrants, convertible securities) of persons belonging to the category "Public" and holding more than 1% of the total number of shares of the Company


Sr. No.	Name of the shareholder	Number of shares held	Shares as a % of total number of shares i.e., Grand Total (A)+(B)+(C) indicated in Statement at para (1)(a) above]	Details of Warrants		Details of Convertible Securities		Total shares (including underlying shares assuming full conversion of warrants and convertible securities) as a % of diluted share capital
				Number of Warrants Held	As a % of total number of Warrants of the same class	Number of convertible Securities held	As a % of total number of convertible securities of the same class	
	I	III	IV	V	VI	VII	VIII	IX
1	SUBHKAM VENTURES (P) PVT LTD	1,606,034	4.01	-	-	-	-	4.01
2	CRESCENT TRADING PVT. LTD.	1,363,909	3.40	-	-	-	-	3.40
3	KPR FINANCE LIMITED	1,200,000	3.00	-	-	-	-	3.00
4	PRIVANKA FINANCE PRIVATE LIMITED	1,047,543	2.61	-	-	-	-	2.61
5	ROOPCHAND BHANSHALI	472,453	1.18	-	-	-	-	1.18
6	ITI WEALTH MANAGEMENT PVT LTD	469,900	1.17	-	-	-	-	1.17
7	MEENU BHANSHALI	425,905	1.06	-	-	-	-	1.06
		6,585,744	16.43	-	-	-	-	16.43

FOR WELSPAN PROJECTS LIMITED  
  
 Company Secretary

(1)(c) (ii) Statement showing holding of securities (including shares, warrants, convertible securities) of persons (together with PAC) belonging to the category "Public" and holding more than 5% of the total number of shares of the Company

Sr. No.	Name(s) of the shareholder(s) and the Persons Acting in Concert (PAC) with them	Number of shares held	Shares as a % of total number of shares i.e., Grand Total (A)+(B)+(C) indicated in Statement at para (1)(a) above)	Details of Warrants			Details of Convertible Securities		Total shares (including underlying shares assuming full conversion of warrants and convertible securities) as a % of diluted share capital
				Number of Warrants Held	As a % of total number of Warrants of the same class	Number of convertible Securities held	As a % of total number of convertible securities of the same class		
I	II	III	IV	V	VI	VII	VIII	IX	
1	NIL	-	-	-	-	-	-	-	
	TOTAL	-	-	-	-	-	-	-	

FOR WELSPRO LIMITED




Company Secretary

(I)(d) Statement showing details of locked-in shares

Sr. No.	Name of the shareholder	Category of Shareholders (Promoters/ Public)	No. of Shares	Locked-in shares as a % of total number of shares {i.e., Grand Total (A)+(B)+(C) indicated in Statement at para (I)(a) above}
1				
	TOTAL		-	


FOR WELSPUN PROJECTS LIMITED

  
Company Secretary

(II)(a) Statement showing details of Depository Receipts (DRs)

Sr. No.	Type of outstanding DR (ADRs, GDRs, SDRs, etc.)	Number of outstanding DRs	Number of shares underlying outstanding DRs	States underlying outstanding DRs as a % of total number of shares i.e., Grand Total (A)+(B)+(C) indicated in Statement at para (I)(a) above}
		-	-	-
		-	-	-
	<b>TOTAL</b>	<b>-</b>	<b>-</b>	<b>-</b>

FOR WELSPUN PROJECTS LIMITED


  
Company Secretary



(II)(b) Statement showing Holding of Depository Receipts (DRs), where underlying Shares held by Promoter/Promoter Group are in excess of 1% of the total number of shares

Sr. No.	Name of the DR Holder	Type of outstanding DR (ADRs, GDRs, SDRs, etc.)	Number of shares underlying outstanding DRs	Shares underlying outstanding DRs as a percentage of total number of shares [i.e., Grand Total (A)+(B)+(C) indicated in Statement at para (I)(a) above]
1			-	-
2			-	-
<b>TOTAL</b>			-	-

FOR WEISPUUN PROPERTIES LIMITED

  
Company Secretary

(III) (a) Statement showing the voting pattern of shareholders, if more than one class of shares/securities is issued by the issuer.  
(Give description of voting rights for each class of security.)

Class X: Equity Shares of Rs. 10 each fully paid-up ranking pari-passu in all respect

Class Y:

Class Z: )

Category Code	Category of Shareholder	Number of Voting Rights held in each class of securities			Total Voting Rights (III + IV + V) (VI)	Total Voting Rights i.e. (VI)	
		Class X (III)	Class Y (IV)	Class Z (V)		As a % of (A + B) (VII)	As a % of (A + B + C) (VIII)
(I)	(II)						
(A)	Promoter and Promoter Group						
(1)	Indian						
(a)	Individuals/ Hindu Undivided Family	-	-	-	-	-	-
(b)	Central Government/ State Government(s)	-	-	-	-	-	-
(c)	Bodies Corporate	2,44,48,445	-	-	2,44,48,445	61.12	61.12
(d)	Financial Institutions/ Banks	-	-	-	-	-	-
(e)	Any Other (specify)	-	-	-	-	-	-
	Sub-Total (A)(1)	2,44,48,445	-	-	2,44,48,445	61.12	61.12
(2)	Foreign						
(a)	Individuals (Non-Resident Individuals/ Foreign Individuals)	-	-	-	-	-	-
(b)	Bodies Corporate	-	-	-	-	-	-
(c)	Institutions	-	-	-	-	-	-
(d)	Qualified Foreign Investor	-	-	-	-	-	-
(e)	Any Other (specify)	-	-	-	-	-	-
	Sub-Total (A)(2)	-	-	-	-	-	-
	Total Shareholding of Promoter and Promoter Group (A)= (A)(1)+(A)(2)	2,44,48,445	-	-	2,44,48,445	61.12	61.12
(B)	Public shareholding						
(1)	Institutions						
(a)	Mutual Funds/UTI	-	-	-	-	-	-
(b)	Financial Institutions/ Banks	-	-	-	-	-	-
(c)	Central Government/ State Government(s)	-	-	-	-	-	-
(d)	Venture Capital Funds	-	-	-	-	-	-
(e)	Insurance Companies	-	-	-	-	-	-
(f)	Foreign Institutional Investors	2,39,675	-	-	2,39,675	1.17	1.17
(g)	Foreign Venture Capital Investors	-	-	-	-	-	-
(h)	Qualified Foreign Investor	-	-	-	-	-	-
(i)	Any Other (specify)	-	-	-	-	-	-
	Sub-Total (B)(1)	2,39,675	-	-	2,39,675	1.17	1.17
(2)	Non-institutions						
(a)	Bodies Corporate	79,82,271	-	-	79,82,271	20.03	20.03
(b)	Individuals : - i. Individual shareholders holding nominal share capital up to Rs. 1 lakh.	28,65,762	-	-	28,65,762	6.92	6.92
	ii. Individual shareholders holding nominal share capital in excess of Rs. 1 lakh.	26,60,439	-	-	26,60,439	6.30	6.30
(c)	Qualified Foreign Investor	-	-	-	-	-	-
(d)	Any Other (specify)	-	-	-	-	-	-
(di)	Overseas-Bodies Corporate	3,42,334	-	-	3,42,334	0.80	0.80
(dii)	Clearing Member	33,243	-	-	33,243	0.03	0.03
(diii)	Non-resident Indians	88,738	-	-	88,738	0.18	0.18
(div)	Hindu Undivided Family	13,33,093	-	-	13,33,093	3.44	3.44
(dv)	Trust	6,000	-	-	6,000	0.01	0.01
	Sub-Total (B)(2)	1,53,11,880	-	-	1,53,11,880	37.71	37.71
	Total Public Shareholding (B)= (B)(1)+(B)(2)	1,55,51,555	-	-	1,55,51,555	38.88	38.88
	TOTAL (A)+(B)	4,00,00,000	-	-	4,00,00,000	100.00	100.00
(C)	Shares held by Custodians and against which Depository Receipts have been issued	-	-	-	-	-	-
	GRAND TOTAL (A)+(B)+(C)	4,00,00,000	-	-	4,00,00,000	100.00	100.00

For WELSPON PRODUCTS LIMITED

  
Company Secretary