

WEL /SEC/2016

April 20, 2016

To,

| | |
|--|--|
| The Manager, Dept. of Corporate Services, Bombay Stock Exchange Ltd, 1 st Floor, Rotunda Bldg, Dalal Street, Fort Mumbai - 400 001 Scrip Code: 532553 | The Asst. Vice President, Listing Department National Stock Exchange of (I) Ltd., Exchange Plaza, C-1, Block-G, Bandra Kurla Complex, Bandra (East), Mumbai - 400 051 NSE Symbol: WELENT |
|--|--|

Dear Sir/Madam,

Sub: Shareholding pattern for the quarter ended March 31, 2016

Pursuant to Regulation 31(1)(b) of the SEBI (Listing Obligations and Disclosure Requirements) Regulations, 2015 read with SEBI Circular ref CIR/CFD/CMD/13/2015 dated November 30, 2015, please find enclosed the Shareholding pattern of the Company for the quarter ended March 31, 2016.


Request you to please take the same on your records.

Thanking you.

Yours Sincerely,

For Welspun Enterprises Limited
(Formerly known as Welspun Projects Limited)


Indu Daryani
Company Secretary



Enclosed: as above

Holding of specified Securities

Welspun Enterprises Limited
(Formerly, Welspun Projects Limited)

1 Name of Listed Entity :

2 Scrip Code / Name of Scrip / Class of security:

BSE Code : 532553
NSE Code : WELENT
Class : Equity

3 Shareholding Pattern filed under : Reg. 31(1)(a) / Reg. 31(1)(b) / Reg. 31(1)(c)

Reg 31(1)(b)
31.03.2016

- a. If under 31(1)(b) then indicate the report for Quarter ending
b. If under 31(1)(c) then indicate the date of allotment / extinguishment

4 Declaration : The Listed entity is required to submit the following declaration to the extent of submission of information:-

| | Particulars | Yes* | No* |
|---|--|------|-----|
| 1 | Whether the Listed Entity has issued any partly paid up shares? | | No |
| 2 | | | No |
| 3 | Whether the Listed Entity has any shares against which depository receipts are issued? | Yes | |
| 4 | Whether the Listed Entity has any shares in locked-in? | Yes | |
| 5 | Whether any shares held by promoters are pledged or otherwise encumbered ? | | No |

* If the Listed Entity selects the option 'No' for the questions above, the columns for the partly paid up shares, Outstanding, Convertible Securities / Warrants, depository receipts, Locked-in shares, No of shares pledged or otherwise encumbered by promoters, as applicable, shall not be displayed at the time of dissemination on the Stock Exchange website. Also wherever there is 'No' declared by Listed Entity in above table the values will be considered as 'zero' by default on submission of the format of holding of specified securities.

5 The tabular format for disclosure of holding of specified securities is as follows:-

For Welspun Enterprises Limited


Company Secretary




Table I- Summary Statement holding of specified securities

| Category (I) | Category of Shareholder (II) | Number of Shareholders (III) | No. of fully paid up equity shares held (IV) | No of partly paid up equity shares held (V) | No of Shares underlying Depository Receipts (VI) | Total nos. of Shares held = (IV)+(V)+(VI) | Share holding as a % of total no. of shares (calculated as per SCRR, 1957) (VIII) As a % of (A+B+C2) | Number of Voting Rights held in each class of securities (IX) | | | Shareholding, assuming full conversion of convertible securities (as a % of age of diluted share capital) (X)=(V)+(X) | No. of Shares in Locked in Shares (XII) | Number of Shares pledged or otherwise encumbered (XIII) | Number of equity shares held in dematerialized form (XIV) |
|--------------|--------------------------------|------------------------------|--|---|--|---|--|---|----------------|------------|---|---|---|---|
| | | | | | | | | No of Voting Rights | Class : Equity | Class : NA | | | | |
| (A) | Promoter & Promoter Group | 9 | 65,096,015 | - | - | 65,096,015 | 40.63 | 65,096,015 | - | - | 40.63 | - | 65,096,015 | |
| (B) | Public | 54,884 | 95,128,920 | - | - | 95,128,920 | 59.37 | 95,128,920 | - | - | 59.37 | 480,000 | 94,863,472 | |
| (C) | Non-Promoter-Non Public | 1 | - | - | 13,815,600 | 13,815,600 | - | 13,815,600 | - | - | - | - | 13,815,600 | |
| (C1) | Shares underlying DRs | 1 | - | - | 13,815,600 | 13,815,600 | NA | 13,815,600 | - | - | NA | - | 13,815,600 | |
| (C2) | Shares held by Employee Trusts | - | - | - | - | - | - | - | - | - | - | - | - | |
| | Total | 54,894 | 160,224,935 | - | 13,815,600 | 174,040,535 | 100 | 174,040,535 | - | - | 100 | 480,000 | 173,775,087 | |



For Welspun Enterprises Limited
Judhu
 Company Secretary



Company Secretary

[Signature]

For Welspun Enterprises Limited

Table II:- Statement showing shareholding pattern of the Promoter and Promoter Group

| 1 | Category & Name of the shareholders (I) | PAN (II) | No. of Share orders (III) | No. of Fully paid up equity shares held (IV) | No. of partly paid up equity shares held (V) | No. of Shares under lying Depository Receipts (VI) | Total nos. of Shares held (VII)=IV+V+VI | Share holding % calculated as per SCRR, 1957 As a % of (A+B+C) (VIII) | Number of Voting Rights held in each class of securities (IX) | | | Shareholding as a % assuming conversion of convertible securities as a % of diluted share capital (XI)=(V)+(X)+(XII)+(XIII) | Number of Locked-in Shares (XII) | Number of Shares pledged or otherwise encumbered (XIII) | Number of equity shares held in dematerialized form (XIV) | | |
|-------|--|-------------|---------------------------|--|--|--|---|---|---|-----------|-------|---|----------------------------------|---|---|---------|---------------------------------|
| | | | | | | | | | Class: Equity | Class: NA | Total | | | | | No. (a) | As a % of total shares held (b) |
| | | | | | | | | | | | | | | | | | |
| (a) | Indian Individuals/Hindu undivided Family | | 2 | 204 | - | - | 204 | 0 | 0.00 | 0.00 | - | - | - | 204 | | | |
| (i) | Rejesh R. Mandawewala | AAAFMZ601D | 1 | 120 | - | - | 120 | 0.00 | 0.00 | 0.00 | - | - | - | 120 | | | |
| (ii) | Balkrishan Gopiram Goenka | AEOPG4891D | 1 | 84 | - | - | 84 | 0.00 | 0.00 | 0.00 | - | - | - | 84 | | | |
| (b) | Central Government /State Government | | - | - | - | - | - | - | - | - | - | - | - | - | | | |
| (c) | Financial Institutions/ Banks | | - | - | - | - | - | - | - | - | - | - | - | - | | | |
| (d) | Any Other (specify) | | - | - | - | - | - | - | - | - | - | - | - | - | | | |
| (e) | Bodies Corporate | | 6 | 61,315,811 | - | - | 61,315,811 | 38.27 | 61,315,811 | 35.23 | - | - | - | 61,315,811 | | | |
| (i) | Kashiraj Trading Limited | AAACIK2257N | 1 | 34,330,600 | - | - | 34,330,600 | 21.43 | 34,330,600 | 19.73 | - | - | - | 34,330,600 | | | |
| (ii) | Welspun Wintex Limited | AAACW0488M | 1 | 8,001,936 | - | - | 8,001,936 | 4.99 | 8,001,936 | 4.60 | - | - | - | 8,001,936 | | | |
| (iii) | Welspun Mercantile Limited | AAACW2576K | 1 | 8,686,620 | - | - | 8,686,620 | 5.42 | 8,686,620 | 4.99 | - | - | - | 8,686,620 | | | |
| (iv) | Welspun Infra Developers Limited | AAACW7608R | 1 | 7,156,795 | - | - | 7,156,795 | 4.47 | 7,156,795 | 4.11 | - | - | - | 7,156,795 | | | |
| (v) | Welspun Investments & Commercial Limited | AAACW8345B | 1 | 3,139,800 | - | - | 3,139,800 | 1.96 | 3,139,800 | 1.80 | - | - | - | 3,139,800 | | | |
| (vi) | Welspun Zuchi Textiles Limited | AAACW2067L | 1 | 60 | - | - | 60 | 0.00 | 60 | 0.00 | - | - | - | 60 | | | |
| | Sub-Total (A)(1) | | 8 | 61,316,015 | - | - | 61,316,015 | 38.27 | 61,316,015 | 35.23 | - | - | - | 61,316,015 | | | |
| 2 | Foreign | | - | - | - | - | - | - | - | - | - | - | - | - | | | |
| (a) | Individuals (Non-Resident Individuals/ Foreign Individuals) | | - | - | - | - | - | - | - | - | - | - | - | - | | | |
| (b) | Government | | - | - | - | - | - | - | - | - | - | - | - | - | | | |
| (c) | Institutions | | - | - | - | - | - | - | - | - | - | - | - | - | | | |
| (d) | Foreign Portfolio Investor | | - | - | - | - | - | - | - | - | - | - | - | - | | | |
| (e) | Any Other (specify) | | - | - | - | - | - | - | - | - | - | - | - | - | | | |
| | Bodies Corporate | | - | - | - | - | - | - | - | - | - | - | - | - | | | |
| | Intech Metals S.A. | AAABCI116R | 1 | 3,780,000 | - | - | 3,780,000 | 2.36 | 3,780,000 | 2.17 | - | - | - | 3,780,000 | | | |
| | Sub-Total (A)(2) | | 1 | 3,780,000 | - | - | 3,780,000 | 2.36 | 3,780,000 | 2.17 | - | - | - | 3,780,000 | | | |
| | Total Shareholding of Promoter and Promoter Group (A)= (A)(1)+(A)(2) | | 9 | 65,096,015 | - | - | 65,096,015 | 40.63 | 65,096,015 | 37.40 | - | - | - | 65,096,015 | | | |

Details of Shares which remain unclaimed may be given here along with details such as number of shareholders, outstanding shares held in demat/unclaimed suspense account, voting rights which are frozen etc. : NIL.

Note:

(1) PAN would not be displayed on website of Stock Exchange(s).

(2) The term "Encumbrance" has the same meaning as assigned under regulation 28(3) of SEBI (Substantial Acquisition of Shares and Takeovers) Regulations, 2011.

Table III- Statement showing shareholding pattern of the Public Shareholder

| Category & Name of the shareholders (i) | PAN (ii) | Number of Share holders (iii) | No. of Fully paid up equity shares held (iv) | No. of Shares partly paid up equity shares held (v) | No. of Shares under Deposit Receipts (vi) | Total nos. of Shares held (VII)=(V+VI+VII) | Shareholding % as per SCRR, 1957 As a % of (A+B+C2) (viii) | Number of Voting Rights held in each class of securities (ix) | | No. of Shares Underlying convertible securities (including share warrants) (x) | Share holding, as a % assuming conversion of convertible securities (as a percentage of diluted share capital) (XI)=(VII)+(X) As a % of (A+B+C2) | Number of Locked-in Shares (XII) | | Number of Shares pledged or otherwise encumbered (XIII) | Number of equity shares held in dematerialized form (XIV) |
|--|-------------|-------------------------------|--|---|---|--|--|---|-----------|--|--|----------------------------------|---------------------------------|---|---|
| | | | | | | | | Class: Equity | Class: NA | | | No. (a) | As a % of total shares held (b) | | |
| 1 | | | | | | | | | | | | | | | |
| (a) Institutions | | | | | | | | | | | | | | | |
| (i) Mutual Funds | | | | | | | | | | | | | | | |
| (a) Venture Capital Funds | | | | | | | | | | | | | | | |
| (c) Alternate Investment Funds | | | | | | | | | | | | | | | |
| (d) Foreign Venture Capital Investors | | | | | | | | | | | | | | | |
| (e) Foreign Portfolio Investors | | | | | | | | | | | | | | | |
| (f) Merrill Lynch Capital Markets Espana S.A. S.V. | AACCM710SR | 25 | 19,155,488 | - | - | 19,155,488 | 11.96 | 19,155,488 | 11.01 | - | 11.96 | - | NA | 19,155,488 | |
| Financial Institutions/ Banks | | 14 | 15,748,618 | - | - | 15,748,618 | 9.83 | 15,748,618 | 9.05 | - | 9.83 | - | NA | 15,748,618 | |
| Life Insurance Corporation of India | AAACLO892H | | 10,684,078 | - | - | 10,684,078 | 6.67 | 10,684,078 | 6.14 | - | 6.67 | - | NA | 10,684,078 | |
| Lic Of India Market Plus 1 Growth Fund | AAACLD892H | | 5,465,664 | - | - | 5,465,664 | 3.41 | 5,465,664 | 3.14 | - | 3.41 | - | NA | 5,465,664 | |
| Insurance Companies | | 1 | 1,766,940 | - | - | 1,766,940 | 1.10 | 1,766,940 | 1.02 | - | 1.10 | - | NA | 1,766,940 | |
| Provident Funds/ Pension Funds | | | 162,000 | - | - | 162,000 | 0.10 | 162,000 | 0.09 | - | 0.10 | - | NA | 162,000 | |
| (ii) Any Other (specify) | | | | | | | | | | | | | | | |
| (f) Sub-Total (B)(1) | | 40 | 30,001,566 | - | - | 30,001,566 | 18.72 | 30,001,566 | 17.24 | - | 18.72 | - | NA | 30,001,566 | |
| 2 | | | | | | | | | | | | | | | |
| Central Government/State Government(s)/ President of India | | | | | | | | | | | | | | | |
| (b) Sub-Total (B)(2) | | | | | | | | | | | | | | | |
| 3 | | | | | | | | | | | | | | | |
| Non-institutions | | | | | | | | | | | | | | | |
| (a) Individuals - | | | | | | | | | | | | | | | |
| i. Individual shareholders holding nominal share capital up to Rs. 2 lakhs. | | 52,511 | 12,758,474 | - | - | 12,758,474 | 7.96 | 12,758,474 | 7.33 | - | 7.96 | - | NA | 12,758,474 | |
| ii. Individual shareholders holding nominal share capital in excess Rs. 2 lakhs. | | 102 | 15,078,118 | - | - | 15,078,118 | 9.41 | 15,078,118 | 8.66 | - | 9.41 | 480,000 | 3.18 | 15,078,118 | |
| Ching Dilipkumar Labhi | AAAPLH47R | | 2,734,309 | - | - | 2,734,309 | 1.71 | 2,734,309 | 1.57 | - | 1.71 | - | NA | 2,734,309 | |
| Dileekumar Labhi | AAAPL9618G | | 4,743,803 | - | - | 4,743,803 | 2.96 | 4,743,803 | 2.73 | - | 2.96 | - | NA | 4,743,803 | |
| (b) NBFCEs registered with RBI | | | | | | | | | | | | | | | |
| (c) Employees/Trusts | | | | | | | | | | | | | | | |
| (d) Overseas Depositories (holding DRs) (balancing figure) | | | | | | | | | | | | | | | |
| (e) Any Other (specify) | | 2,231 | 37,290,762 | - | - | 37,290,762 | 23.27 | 37,290,762 | 21.43 | - | 23.27 | - | NA | 37,290,762 | |
| (i) Hindu Undivided Family | | 409 | 1,633,094 | - | - | 1,633,094 | 1.01 | 1,633,094 | 0.93 | - | 1.01 | - | NA | 1,633,094 | |
| (ii) Foreign Companies | | 1 | 4,927,756 | - | - | 4,927,756 | 2.80 | 4,927,756 | 2.58 | - | 2.80 | - | NA | 4,927,756 | |
| Simba Asia Limited | AAACSH095M | | 4,927,756 | - | - | 4,927,756 | 2.80 | 4,927,756 | 2.58 | - | 2.80 | - | NA | 4,927,756 | |
| (iii) Non Resident Indians (Non Repeat) | | 217 | 115,187 | - | - | 115,187 | 0.07 | 115,187 | 0.07 | - | 0.07 | - | NA | 115,187 | |
| (iv) Non Resident Indians (Repeat) | | 624 | 462,018 | - | - | 462,018 | 0.29 | 462,018 | 0.27 | - | 0.29 | - | NA | 462,018 | |
| (v) Unclaimed Shares | | 1 | 31,800 | - | - | 31,800 | 0.02 | 31,800 | 0.02 | - | 0.02 | - | NA | 31,800 | |
| (vi) Overseas Bodies Corporate | | 1 | 21,023,328 | - | - | 21,023,328 | 13.12 | 21,023,328 | 12.08 | - | 13.12 | - | NA | 21,023,328 | |
| Granoel Limited | AAAECC329B | | 699,827 | - | - | 699,827 | 0.44 | 699,827 | 0.40 | - | 0.44 | - | NA | 699,827 | |
| (vii) Clearing Members | | 145 | 8,842,752 | - | - | 8,842,752 | 5.52 | 8,842,752 | 5.08 | - | 5.52 | - | NA | 8,842,752 | |
| (viii) Bodies Corporate | | 833 | 4,091,802 | - | - | 4,091,802 | 2.55 | 4,091,802 | 2.35 | - | 2.55 | - | NA | 4,091,802 | |
| Menor Capital Limited | AAACCT7995G | | 65,127,354 | - | - | 65,127,354 | 40.65 | 65,127,354 | 37.42 | - | 40.65 | - | NA | 65,127,354 | |
| (ix) Sub-Total (B)(3) | | 54,944 | 95,128,920 | - | - | 95,128,920 | 59.37 | 95,128,920 | 54.66 | - | 59.37 | - | NA | 95,128,920 | |
| (x) Total Public Shareholding (B)= (B)(1)+(B)(2)+(B)(3) | | 94,984 | 95,128,920 | - | - | 95,128,920 | 59.37 | 95,128,920 | 54.66 | - | 59.37 | - | NA | 95,128,920 | |

Details of Shares which remain unclaimed may be given near along with details such as number of shareholders, outstanding shares held in demat/unclaimed suspense account, voting rights which are frozen etc.

| | |
|--|--------|
| No. of shareholders | 31,800 |
| Outstanding shares in unclaimed suspense account | 31,800 |

The voting rights on these shares shall remain frozen till the rightful owner of such shares claims the shares.


Note:
 1) PAN would not be displayed on website of Stock Exchange(s).
 2) The above format needs to be disclosed along with the name of following persons/institutions/Non Institutions holding more than 1% of total number of shares.
 3) W.r.t. the information pertaining to Depository Receipts, the same may be disclosed in the respective columns to the extent information available and the balance to be disclosed as held by custodian

Table IV- Statement showing shareholding pattern of the Non Promoter-Non Public Shareholding

| Category & Name of the shareholders (I) | PAN (II) | Number of Share holders (III) | No. of Fully paid up equity shares held (IV) | No. of partly paid up equity shares held (V) | No. of Shares underlying Depository Receipts (VI) | Total nos. of Shares held (VII)=IV+V+VI | Share holding % as per SCRR, 1957 As a % of (A+B+C2) (VIII) | Number of Voting Rights held in each class of securities (IX) | | | No. of Shares Underlying Outstanding convertible securities (including warrants) (X) | Share holding as a % assuming conversion of convertible securities (as a percentage of diluted share capital) (XI)=(VII)+(X) As a % of (A+B+C2) | Number of Locked-in Shares (XII) | | Number of Shares pledged or otherwise encumbered (XIII) | Number of equity shares held in dematerialized form (XIV) | |
|---|--|-------------------------------|--|--|---|---|---|---|-----------|---------------------------------|--|---|----------------------------------|---------------------------------|---|---|---------|
| | | | | | | | | No. of Voting Rights | | As a % of total shares held (b) | | | No. (a) | As a % of total shares held (b) | | | No. (a) |
| | | | | | | | | Class: Equity | Class: NA | | | | | | | | |
| 1 | Custodian/DR Holder | 1 | - | - | 13,815,600 | 13,815,600 | 8.62 | 13,815,600 | - | 7.94 | 8.62 | - | - | 13,815,600 | | | |
| (a) | JP Morgan Chase Bank, NA | 1 | - | - | 13,815,600 | 13,815,600 | 8.62 | 13,815,600 | - | 7.94 | 8.62 | - | - | 13,815,600 | | | |
| 2 | Employee Benefit Trust (under SEBI (Share based Employee Benefit)) | - | - | - | - | - | - | - | - | - | - | - | - | - | | | |
| (b) | Name (abc...) | - | - | - | - | - | - | - | - | - | - | - | - | - | | | |
| | Total Non-Promoter- Non Public Shareholding (C)= (C1)+(C2) | 1 | - | - | 13,815,600 | 13,815,600 | 8.62 | 13,815,600 | - | 7.94 | 8.62 | - | - | 13,815,600 | | | |

Note

- 1) PAN would not be displayed on website of Stock Exchange(s).
- 2) The above format needs to disclose name of all holders holding more than 1% of total number of shares
- 3) W.r.t. the information pertaining to Depository Receipts, the same may be disclosed in the respective columns to the extent information available



For Welspun Enterprises Limited
Jinder
 Company Secretary

| List of promoter and promoter group pursuant to Regulation 31A of the SEBI (Listing Obligations and Disclosure Requirements) Regulations, 2015 | | | | |
|--|---|----------------------|--------------------------|----------------|
| Sr. No. | Promoters Name | No. of equity shares | % of total no. of shares | PAN |
| 1 | Balkrishan Goenka | 84 | 0.00 | AEOPG4891D |
| 2 | Rajesh Mandawewala | 120 | 0.00 | AACPM2601D |
| 3 | Dipali Goenka | - | 0.00 | AEOPG4886L |
| 4 | Radhika Goenka | - | 0.00 | ANEPG0498F |
| 5 | Vanshika Goenka | - | 0.00 | ARAPG5063F |
| 6 | Pratima Mandawewala | - | 0.00 | AACPM0053B |
| 7 | Ramesh Mandawewala | - | 0.00 | AAAPM8387Q |
| 8 | Sitadevi Mandawewala | - | 0.00 | AACPM5458J |
| 9 | Abhishek Mandawewala | - | 0.00 | ALEPM1582E |
| 10 | Yash Mandawewala | - | 0.00 | BENPM7877P |
| 11 | Kushboo Mandawewala | - | 0.00 | AVKPB0739L |
| 12 | Welspun Wintex Limited | 8,001,936 | 4.60 | AAACW0488M |
| 13 | Krishiraj Trading Limited | 34,330,600 | 19.73 | AAACK2257N |
| 14 | Krishiraj Solar Energy Rajasthan Private Limited | - | 0.00 | AAECK0548E |
| 15 | Krishiraj Solar Energy Private Limited | - | 0.00 | AAECK1408R |
| 16 | Krishiraj Solar MP Private Limited | - | 0.00 | AAECK1282H |
| 17 | Krishiraj Renewables Energy Private Limited | - | 0.00 | AADCK9292L |
| 18 | Krishiraj Solar Energy Maharashtra Private Limited | - | 0.00 | AAECK0549F |
| 19 | Welspun India Limited | - | 0.00 | AAACW1259N |
| 20 | Welspun Steel Limited | - | 0.00 | AAACW5308G |
| 21 | WS Alloy Holding Private Limited | - | 0.00 | AABCW5425D |
| 22 | WS Trading and Holding Private Limited | - | 0.00 | AABCW4599C |
| 23 | Alspun Infrastructure Limited | - | 0.00 | AAGCA6127M |
| 24 | Goldenarch Estates Private Limited | - | 0.00 | AAACG0867C |
| 25 | MGN Agro Properties Private Limited | - | 0.00 | AACCM3422H |
| 26 | Welspun Corp Limited | - | 0.00 | AAACW0744L |
| 27 | Welspun Energy Private Limited | - | 0.00 | AAACW6515B |
| 28 | Welspun Energy Transportation Private Limited | - | 0.00 | AABCW0184B |
| 29 | Welspun Zucchi Textiles Limited | 60 | 0.00 | AAACW1163G |
| | Welspun Tradewel Limited | - | - | - |
| 30 | (Formerly known as Welspun Finance Limited) | - | 0.00 | AAACW0831E |
| 31 | Welspun Investments and Commercials Limited | 3,139,800 | 1.80 | AAACW8345B |
| 32 | MGN Estates Private Limited | - | 0.00 | AACCM3423G |
| | Veremente Enterprises Private Limited (Formerly known as Welspun Infra Development and Management Private Limited) (Formerly known as Vere Mente Simple-Living Private Limited) (Formerly known as Veremente Simple-living Private Limited) | - | 0.00 | AABCW3240N |
| 33 | | - | 0.00 | |
| 34 | Methodical Investments and Trading Company Private Limited | - | 0.00 | AAACM9528J |
| 35 | Worli Realty Private Limited | - | 0.00 | AAACW7523P |
| 36 | Giant Realty Private Limited | - | 0.00 | AACCG 8188L |
| 37 | Friends Connection Private Limited | - | 0.00 | AAACF0199A |
| 38 | Babasu Investments Private Limited | - | 0.00 | AAACB6365N |
| 39 | Taipan Investent Private Limited | - | 0.00 | AAACT2071K |
| 40 | Angel Power and Steel Private Limited | - | 0.00 | AAHCA7369N |
| | Welspun Iron and Steel Private Limited (Formely Welspun Agro Ventures Private Limited) | - | 0.00 | AABCW0304P |
| 41 | | - | 0.00 | |
| 42 | Welspun Realty Private Limited | - | 0.00 | AAACW6988L |
| 43 | Welspun Logistics Limited | - | 0.00 | AAACW6681N |
| | Mandawewala Enterprises Limited (Formerly known as Welspun Marine Logistics (Raigad) Limited) | - | 0.00 | AAACW7156L |
| 44 | | - | 0.00 | |
| 45 | Balkrishan Goenka HUF | - | 0.00 | AACHB9482P |
| 46 | Rajesh Mandawewala HUF | - | 0.00 | AAHR6576C |
| 47 | Franco Agencies | - | 0.00 | AAFF9540L |
| 48 | Welspun Mercantile Limited | 8,686,620 | 4.99 | AAACW2876K |
| 49 | Welspun Infra Developers Limited | 7,156,795 | 4.11 | AAACW7608R |
| 50 | Rajlok Diagnostic Private Limited | - | 0.00 | AABCR7296M |
| 51 | Sequence Apartments Private Limited | - | 0.00 | AAACS1805J |
| | Mertz Estates Limited (Formerly Mertz Securities Limited) (Formerly Mertz Securities Private Limited) | - | 0.00 | AAACM4685L |
| 52 | | - | 0.00 | |
| 53 | Rank Marketing LLP (Formerly Rank Marketing Private Limited) | - | 0.00 | NA(in process) |
| | DBG Estates Private Limited (Formerly known as Rightflow Trading Private Limited) | - | 0.00 | AAECR2142K |
| 54 | | - | 0.00 | |
| 55 | Welspun Fintrade Private Limited | - | 0.00 | AAACW2877J |
| 56 | B K Goenka Family Trust | - | 0.00 | AAATB0698M |

For Welspun Enterprises Limited

Sudha
Company Secretary

