



WEL/SEC/2015

July 21, 2015

To,

The Manager, Dept. of Corporate Services, Bombay Stock Exchange Ltd, 1 st Floor, Rotunda Bldg, Dalal Street, Fort Mumbai - 400 001 Scrip Code: 532553	The Asst. Vice President, Listing Department National Stock Exchange of (I) Ltd., Exchange Plaza, C-1, Block-G, Bandra Kurla Complex, Bandra (East), Mumbai - 400 051 NSE Symbol: WELENT	The Managing Director, Vadodara Stock Exchange Ltd, 'Fortune Towers', Sayajigunj, Vadodara - 390 005
--	--	--

Dear Sir/Madam,


Sub.: Shareholding Pattern for the quarter ended June 30, 2015

Please find enclosed herewith Shareholding Pattern for the quarter ended June 30, 2015 pursuant to clause 35 of the Listing Agreement.

Kindly take the same on record.

Thanking You.

Yours Faithfully,
For **Welspun Enterprises Limited**
(Formerly known as Welspun Projects Limited)


Sandeep Garg
Managing Director
DIN: 00036419

**Corporate Office**

Welspun House,
Kamala City,
Senapati Bapat Marg,
Lower Parel (West),
Mumbai - 400013

Tel: +91 2266136000

Fax: +91 2224908020


E-mail: companysecretary_wep@welspun.com

www.welspunenterprises.com

Company : Welspun Enterprises Limited								
Scrip Code :- NSE: WELENT BSE: 532553 Name of the Scrip: Welspun Enterprises Limited (Formerly, Welspun Projects Limited) Class of Security: Equity				Quarter Ended : 30/06/2015				
PARTLY PAID UP SHARES		No. of Partly paid-up Shares		As a % of total No. of Partly paid-up Shares		As a % of total No. of Shares of the Company		
Held by Promoter / Promoter Group		-		-		-		
Held by public		-		-		-		
Total		-		-		-		
OUTSTANDING CONVERTIBLE SECURITIES		No. of Outstanding Securities		As a % of total No. of Outstanding Convertible Securities		As a % of total No. of Shares of the Company assuming full conversion of the Convertible Securities		
Held by Promoter / Promoter Group		-		-		-		
Held by public		-		-		-		
Total		-		-		-		
WARRANTS		No. of Warrants		As a % of total No. of Warrants		As a % of total No. of Shares of the Company assuming full conversion of Warrants		
Held by Promoter / Promoter Group		-		-		-		
Held by public		-		-		-		
Total		-		-		-		
Total Paid-Up capital of the Company, assuming full conversion of Warrants and Convertible Securities				173,320,535				
Category code	Category of Shareholder	Number of Shareholders	Total number of shares	Number of shares held in dematerialized form	Total shareholding as percentage of total number of shares		Shares Pledged or otherwise encumbered	
					As a percentage of (A+B) ¹	As a percentage of (A+B+C)	Number of shares	As a percentage
(A)	Shareholding of Promoter and Promoter Group ²							
A1	Indian							
(a)	Individuals/ Hindu Undivided Family	2	204	204	0.00	0.00	0	-
(b)	Central Government/ State Government(s)	-	-	-	0.00	0.00	0	-
(c)	Bodies Corporate	6	59,118,328	59,118,328	37.06	34.11	0	-
(d)	Financial Institutions/ Banks	-	-	-	0.00	0.00	0	-
(e)	Any Others(Specify)	-	-	-	0.00	0.00	0	-
(e-i)		-	-	-	0.00	0.00	0	-
	Sub Total(A)(1)	8	59,118,532	59,118,532	37.06	34.11	0	-
A2	Foreign							
a	Individuals (Non-Residents Individuals/ Foreign Individuals)	-	-	-	0.00	0.00	0	-
b	Bodies Corporate	1	3,780,000	3,780,000	2.37	2.18	0	-
c	Institutions	-	-	-	0.00	0.00	0	-
d	Qualified Foreign Investor	-	-	-	0.00	0.00	0	-
d-i	Any Others(Specify)	-	-	-	0.00	0.00	0	-
	Sub Total(A)(2)	1	3,780,000	3,780,000	2.37	2.18	0	-
	Total Shareholding of Promoter and Promoter Group (A)= (A)(1)+(A)(2)	9	62,898,532	62,898,532	39.43	36.29	-	-
(B)	Public shareholding							
B 1	Institutions							
(a)	Mutual Funds/ UTI	-	-	-	0.00	0.00	0	-
(b)	Financial Institutions/Banks	13	10,635,228	10,635,228	6.67	6.14	0	-
(c)	Central Government/ State Government(s)	-	-	-	0.00	0.00	0	-
(d)	Venture Capital Funds	-	-	-	0.00	0.00	0	-
(e)	Insurance Companies	1	162,000	162,000	0.10	0.09	0	-
(f)	Foreign Institutional Investors	28	20,431,444	20,431,444	12.81	11.79	0	-
(g)	Foreign Venture Capital Investors	-	-	-	0.00	0.00	0	-
(h)	Qualified Foreign Investor	-	-	-	0.00	0.00	0	-
					0.00	0.00		
(i)	Any Other (specify)	-	-	-	0.00	0.00		
	Sub-Total (B)(1)	42	31,228,672	31,228,672	19.58	18.02	-	-
B 2	Non-institutions							
(a)	Bodies Corporate	918	12,885,813	12,879,677	8.08	7.43	376196	2.92
(b)	Individuals				0.00	0.00		
I	Individuals -i. Individual shareholders holding nominal share capital up to Rs 1 lakh	54,838	11,084,135	10,853,659	6.95	6.40	776	0.01
II	ii. Individual shareholders holding nominal share capital in excess of Rs. 1 lakh.	175	14,573,167	14,573,167	9.14	8.41	18497	0.13
(c)	Qualified Foreign Investor	-	-	-	0.00	0.00		
(d)	Any Other (specify)	-	-	-	0.00	0.00		
(d-i)	Overseas Body Corporate	2	25,525,620	21,023,328	16.00	14.73	0	-
(d-ii)	Clearing member	157	498,977	498,977	0.31	0.29	8190	1.64
(d-iii)	Non Resident Indians	861	698,707	665,515	0.44	0.40	0	-
(d-iv)	Unclaimed Shares Demat Suspense Account	1	31,800	31,800	0.02	0.02	0	-
(d-v)	Hindu Undivided Family	1	45,600	45,600	0.03	0.03	0	-
(d-vi)	Directors / Relatives	-	-	-	0.00	0.00	0	-
(d-vii)	Trust	1	600	600	0.00	0.00	0	-
(d-viii)	Foreign Portfolio Investor	1	33,312	33,312	0.02	0.02	0	-
	Sub-Total (B)(2)	56,955	65,377,731	60,605,635	40.99	37.72	403,659	0.62
(B)	Total Public Shareholding (B)= (B)(1)+(B)(2)	56,997	96,606,403	91,834,307	60.57	55.74	403,659	0.42
	TOTAL (A)+(B)	57,006	159,504,935	154,732,839	100.00	92.03	403,659	0.25
(C)	Shares held by Custodians and against which Depository Receipts have been issued						0	-
(1)	Promoter and Promoter Group	-	-	-	-	-	0	-
(2)	Public	1	13,815,600	13,815,600	-	7.97	0	-
	GRAND TOTAL (A)+(B)+(C)	57,007	173,320,535	168,548,439	100.00	92.03	403,659	0.23

FOR WELSPUN ENTERPRISES LIMITED

MANAGING DIRECTOR




(I)(a) NOTES

Sr.	Notes
1	

FOR WELSPUN ENTERPRISES LIMITED

[Signature]
MANAGING DIRECTOR




Statement showing holding of securities (including shares, warrants, convertible securities) of persons belonging to the category "Promoter and Promoter Group"

Sr. No	Name of the shareholder (II)	Details of Shares held		Encumbered shares (*)		Details of warrants		Details of convertible securities		Total shares (including underlying shares assuming full conversion of warrants and convertible securities) as a % of diluted share capital (XII)
		No. of Shares held (III)	As a % of grand total (A) + (B) + (C) (IV)	No. (V)	As a %age (VI) = (V) / (III) * 100 (VII)	Number of warrants held (VIII)	As a % total number of warrants of the same class (IX)	Number of convertible securities held (X)	As a % total number of convertible securities of the same class (XI)	
	Indian Promoters									
1	Balkrishan Goenka	84	0.00	-	-	-	-	-	-	0.00
2	Rajesh R. Mandawewala	120	0.00	-	-	-	-	-	-	0.00
3	Krishiraj Trading Limited	34,330,600	19.81	-	-	-	-	-	-	19.81
4	Welspun Wintex Limited	8,001,936	4.62	-	-	-	-	-	-	4.62
5	Welspun Mercantile Limited	8,686,620	5.01	-	-	-	-	-	-	5.01
6	Welspun Infra Developers Limited	4,959,312	2.86	-	-	-	-	-	-	2.86
7	Welspun Investments and Commercials Limited	3,139,800	1.81	-	-	-	-	-	-	1.81
8	Welspun Zucchi Textiles Limited	60	0.00	-	-	-	-	-	-	0.00
	Sub Total	59,118,552	34.11	-	-	-	-	-	-	34.11
	Foreign Co-Promoters									
	Intech Metals S. A.	3,780,000	2.18	-	-	-	-	-	-	0.00
	Sub Total	3,780,000	2.18	-	-	-	-	-	-	2.18
	Total	62,898,552	36.29	-	-	-	-	-	-	36.29

(*) The term "encumbrance" has the same meaning as assigned to it in regulation 28(3) of the SAST Regulations, 2011.


FOR WELSPUN ENTERPRISES LIMITED

[Signature]
MANAGING DIRECTOR



(1)(c)(i) Statement showing holding of securities (including shares, warrants, convertible securities) of persons belonging to the category "Public" and holding more than 1% of the total number of shares

Sr. No.	Name of the shareholder	Number of shares held	Shares as a percentage of total number of shares {i.e., Grand Total (A)+(B)+(C) indicated in Statement at para (1)(a) above}	Details of warrants		Details of convertible		Total shares (including underlying shares assuming full conversion of warrants and convertible securities) as a % of diluted share capital
				Number of warrants held	As a % total number of warrants of the same class	Number of convertible securities held	% w.r.t total number of convertible securities of the same class	
1	Granele Limited	21,023,328	12.13	-	-	-	-	12.13
2	Merrill Lynch Capital Markets Espana S.A. S.V.	16,354,044	9.44	-	-	-	-	9.44
3	JP Morgan Chase Bank, NA	13,815,600	7.97	-	-	-	-	7.97
4	Life Insurance Corporation of India	5,465,664	3.15	-	-	-	-	3.15
5	Simba Asia Ltd	4,502,292	2.60	-	-	-	-	2.60
6	Mentor Capital Limited	4,086,924	2.36	-	-	-	-	2.36
7	LIC of India Market Plus 1 Growth Fund	1,766,940	1.02	-	-	-	-	1.02
8	Dilipkumar Lakhi/ Karuna Lakhi	4,748,803	2.74	-	-	-	-	2.74
9	Chirag Dilipkumar Lakhi/ Dilipkumar Vishindas Lakhi	2,538,480	1.46	-	-	-	-	1.46




FOR WELSPUN ENTERPRISES LIMITED

[Signature]
MANAGING DIRECTOR

(D)(c)(ii) Statement showing holding of securities (including shares, warrants, convertible securities) of persons (together with PAC) belonging to the category "Public" and holding more than 5% of the total number of shares of the company

Sr. No.	Name(s) of the shareholder(s) and the Persons Acting in Concert (PAC) with them	Number of shares	Shares as a percentage of total number of shares (i.e., Grand Total (A)+(B)+(C) indicated in Statement at para (D)(a) above)	Details of warrants		Details of convertible securities		Total shares (including underlying shares assuming full conversion of warrants and convertible securities) as a % of diluted share capital
				Number of warrants	As a % total number of warrants of the same class	Number of convertible securities held	% w.r.t total number of convertible securities of the same class	
1	Granele Limited	21,023,328	12.13	-	-	-	-	12.13
2	Merrill Lynch Capital Markets Espana S.A. S.V.	16,354,044	9.44	-	-	-	-	9.44
3	JP Morgan Chase Bank, NA	13,815,600	7.97	-	-	-	-	7.97
	TOTAL	51,192,972	29.54	-	-	-	-	29.54

FOR WELSPUN ENTERPRISES LIMITED



J. Sandberg
MANAGING DIRECTOR

(I)(d) Statement showing details of locked-in shares

Sr. No.	Name of the shareholder	Number of locked-in shares	Locked-in shares as a percentage of total number of shares {i.e., Grand Total (A)+(B)+(C) indicated in Statement at para (I)(a) above}

FOR WELSPUN ENTERPRISES LIMITED
[Signature]
MANAGING DIRECTOR




(II)(b) Statement showing Holding of Depository Receipts (DRs), where underlying Share held by Promoter/Promoter Group are in excess of 1% of the total number of shares

Sr. No.	Name of the DR Holder	Type of outstanding DR (ADRs, GDRs, SDRs, etc.)	Number of shares underlying outstanding DRs	Shares underlying outstanding DRs as a percentage of total number of shares (i.e., Grand Total (A)+(B)+(C) indicated in Statement at para (I)(a) above)
1				
2				
TOTAL			0.00	0.00

FOR WELSPUN ENTERPRISES LIMITED

[Handwritten Signature]
MANAGING DIRECTOR



(III) (a) Statement showing the voting pattern of shareholders, if more than one class of shares/securities is issued by the issuer.

(Give description of voting rights for each class of security.)

Class X: Equity Shares of Rs. 10 each fully paid-up ranking pari-passu in all respect

Class Y:

Class Z:)

Category Code	Category of Shareholder	Number of Voting Rights held in each class of securities			Total Voting Rights (III + IV + V)	Total Voting Rights i.e. (VI)	
		Class X	Class Y	Class Z		As a % of (A + B)	As a % of (A + B + C)
(I)	(II)	(III)	(IV)	(V)	(VI)	(VII)	(VIII)
(A)	Promoter and Promoter Group						
(1)	Indian						
(a)	Individuals/ Hindu Undivided Family	204	-	-	204	0.00	0.00
(b)	Central Government/ State Government(s)	-	-	-	-	-	-
(c)	Bodies Corporate	59,118,328	-	-	59,118,328	37.06	34.11
(d)	Financial Institutions/ Banks	-	-	-	-	-	-
(e)	Any Other (specify)	-	-	-	-	-	-
	Sub-Total (A)(1)	59,118,532	-	-	59,118,532	37.06	34.11
(2)	Foreign						
(a)	Individuals (Non-Resident Individuals/ Foreign Individuals)	-	-	-	-	-	-
(b)	Bodies Corporate	3,780,000	-	-	3,780,000	2.37	2.18
(c)	Institutions	-	-	-	-	-	-
(d)	Qualified Foreign Investor	-	-	-	-	-	-
(e)	Any Other (specify)	-	-	-	-	-	-
	Sub-Total (A)(2)	3,780,000	-	-	3,780,000	2.37	2.18
	Total Shareholding of Promoter and Promoter Group (A)= (A)(1)+(A)(2)	62,898,532	-	-	62,898,532	39.43	36.29
(B)	Public shareholding						
(1)	Institutions						
(a)	Mutual Funds/UTI	-	-	-	-	-	-
(b)	Financial Institutions/ Banks	10,635,228	-	-	10,635,228	6.67	6.14
(c)	Central Government/ State Government(s)	-	-	-	-	-	-
(d)	Venture Capital Funds	-	-	-	-	-	-
(e)	Insurance Companies	162,000	-	-	162,000	0.10	0.09
(f)	Foreign Institutional Investors	20,431,444	-	-	20,431,444	12.81	11.79
(g)	Foreign Venture Capital Investors	-	-	-	-	-	-
(h)	Qualified Foreign Investor	-	-	-	-	-	-
(i)	Any Other (specify)	-	-	-	-	-	-
	Sub-Total (B)(1)	31,228,672	-	-	31,228,672	19.58	18.02
(2)	Non-institutions						
(a)	Bodies Corporate	12,885,813	-	-	12,885,813	8.08	7.43
(b)	Individuals : - i. Individual shareholders holding nominal share capital up to Rs. 1 lakh.	11,084,135	-	-	11,084,135	6.95	6.40
	ii. Individual shareholders holding nominal share capital in excess of Rs. 1 lakh.	14,573,167	-	-	14,573,167	9.14	8.41
(c)	Qualified Foreign Investor	-	-	-	-	-	-
(d)	Any Other (specify)	-	-	-	-	-	-
(di)	Overseas-Bodies Corporate	25,525,620	-	-	25,525,620	16.00	14.73
(dii)	Clearing Member	498,977	-	-	498,977	0.31	0.29
(diii)	Non-resident Indians	698,707	-	-	698,707	0.44	0.40
(div)	Unclaimed Shares Demat Suspense Account	31,800	-	-	31,800	0.02	0.02
(dv)	Hindu Undivided Family	45,600	-	-	45,600	0.03	0.03
(dvi)	Directors / Relatives	-	-	-	-	-	-
(dvii)	Trust	600	-	-	600	0.00	0.00
(d-viii)	Foreign Portfolio Investor	33,312	-	-	33,312	0.02	0.02
	Sub-Total (B)(2)	65,377,731	-	-	65,377,731	40.99	37.72
	Total Public Shareholding (B)= (B)(1)+(B)(2)	96,606,403	-	-	96,606,403	60.57	55.74
	TOTAL (A)+(B)	159,504,935	-	-	159,504,935	100.00	92.03
(C)	Shares held by Custodians and against which Depository Receipts have been issued	13,815,600	-	-	13,815,600	-	7.97
	GRAND TOTAL (A)+(B)+(C)	173,320,535	-	-	173,320,535	100.00	100.00

FOR WELSPUN ENTERPRISES LIMITED

MANAGING DIRECTOR

