

(1) (a) Statement showing Shareholding Pattern

Name of the Company: Welspun Enterprises Limited		BSE-	NSE-	Equity
Scrip Code, Name of the scrip, class of security:				
Report As On : 21.02.2014				
Partly paid-up shares:-		No. of partly paid-up shares	As a % of total no. of partly paid-up shares	As a % of total no. of shares of the company
Held by Promoter / Promoter Group		0	0.0000	0.0000
Held by public		0	0.0000	0.0000
Total		0	0.0000	0.0000
Outstanding convertible securities:-		No. of outstanding securities	As a % of total No. of outstanding convertible securities	As a % of total no. of shares of the company, assuming full conversion of the convertible securities
Held by Promoter / Promoter Group		0	0.0000	0.0000
Held by public		0	0.0000	0.0000
Total		0	0.0000	0.0000
Warrants:-		No. of warrants	As a % of total no. of warrants	As a % of total no. of shares of the company, assuming full conversion of warrants
Held by Promoter / Promoter Group		0	0.0000	0.0000
Held by public		0	0.0000	0.0000
Total		0	0.0000	0.0000
Total paid-up capital of the company assuming full conversion of warrants and convertible securities				13147415

For Welspun Enterprises Limited

Company Secretary


Category Code	Category of shareholder	Number of shareholders	Total number of shares	Number of shares held in dematerialised form	Total shareholding as a percentage of total number of shares		Shares pledged or otherwise encumbered	As a percentage (VIII)/(IV)*100
					As a percentage of (A+B) (VI)	As a percentage of (A+B+C) (VII)		
(A)	Promoter and Promoter Group	(iii)	(IV)	(V)	(VI)	(VII)	(VIII)	(IX) = (VIII)/(IV)*100
1	Indian							
(a)	Individuals/Hindu Undivided Family	2	17	17	0.0001	0.0001	0	0.0000
(b)	Central Government/State Government(s)	0	0	0	0.0000	0.0000	0	0.0000
(c)	Bodies Corporate	8	4265429	4265429	35.5568	32.4431	0	0.0000
(d)	Financial Institutions / Banks	0	0	0	0.0000	0.0000	0	0.0000
(e)	Any Other (specify)	0	0	0	0.0000	0.0000	0	0.0000
	Sub Total (A)(1)	10	4265446	4265446	35.5569	32.4432	0	0.0000
2	Foreign							
(a)	Individuals (Non-Resident Individuals/Foreign Individuals)	2	728276	728276	6.0709	5.5393	0	0.0000
(b)	Bodies Corporate	0	0	0	0.0000	0.0000	0	0.0000
(c)	Institutions	0	0	0	0.0000	0.0000	0	0.0000
(d)	Qualified Foreign Investors	0	0	0	0.0000	0.0000	0	0.0000
(e)	Any Other (specify)	0	0	0	0.0000	0.0000	0	0.0000
	Sub Total (A)(2)	2	728276	728276	6.0709	5.5393	0	0.0000
	Total Shareholding of Promoter and Promoter Group (A)=(A)(1)+(A)(2)	12	4993722	4993722	41.6278	37.9825	0	0.0000
(B)	Public shareholding							
1	Institutions							
(a)	Mutual Funds/UTI	0	0	0	0.0000	0.0000	-	-
(b)	Financial Institutions / Banks	18	1116218	1116218	9.3048	8.4900	-	-
(c)	Central Government/State Government(s)	0	0	0	0.0000	0.0000	-	-
(d)	Venture Capital Funds	0	0	0	0.0000	0.0000	-	-
(e)	Insurance Companies	1	13500	13500	0.1125	0.1027	-	-
(f)	Foreign Institutional Investors	51	733566	733566	6.1150	5.5795	-	-
(g)	Foreign Venture Capital Investors	0	0	0	0.0000	0.0000	-	-
(h)	Qualified Foreign Investors	0	0	0	0.0000	0.0000	-	-
(i)	Any Other (specify)	0	0	0	0.0000	0.0000	-	-
	Sub Total (B) (1)	70	1863284	1863284	15.5324	14.1722		

For Welspun Enterprises Limited


Company Secretary

2	Non-institutions												
(a)	Bodies Corporate	992	1421932	1421466	11,8533	10,8153	-	-					
(b) (i)	Individuals - shareholders holding nominal share capital up to Rs. 1 Lakh	57670	985274	964573	8,2133	7,4941	-	-					
(ii)	Individual shareholders holding nominal share capital in excess of Rs. 1 Lakh	8	497280	497280	4,1453	3,7823	-	-					

Category code	Category of shareholder	Number of shareholders	Total number of shares	Number of shares held in dematerialised form	Total shareholding as a percentage of total number of shares	As a percentage of (A+B)	As a percentage of (A+B+C)	Shares pledged or otherwise encumbered	As a percentage (IX) = (VIII)/(V)*100
		(iii)	(iv)	(v)	(vi)	(vii)	(viii)	(ix)	
(i)	Qualified Foreign Investors	0	0	0	0.0000	0.0000	-	-	
(c)	Any Other								
(d)	Non Resident Indians (Repatriation)	729	40702	37936	0.3393	0.3095	-	-	
i	Non Resident Indians (Non Repatriation)	195	8437	8437	0.0703	0.0642	-	-	
ii	Overseas Bodies Corporates	2	2127135	1751914	17.7319	16,1791	-	-	
iii	Clearing Member	216	36945	36945	0.3080	0.2810	-	-	
iv	Hindu Undivided Family	1	3400	3400	0.0283	0.0259	-	-	
v	TRUSTS	4	18004	375	0.1501	0.1369	-	-	
vi	Sub Total (B)(2)	59818	5139109	4722356	42.8398	39,0884	-	-	
	Total Public Shareholding Public Group	59888	7002393	6585640	58.3722	53,2606	NA	NA	
	(B)=(B)(1)+(B)(2)	59900	11996115	11579362	100.0000	91,2431			
	Total (A)+(B)								
(C)	Shares held by custodians and against which Depository Receipts have been issued								
i	Promoter and Promoter group	0	0	0	0.0000	0.0000	0	0.0000	
ii	Public	1	1151300	1151300	0.0000	8,7569	0	0.0000	
	Sub Total (C)	1	11,51,300	11,51,300	0.0000	8,7569	0	0	
	GRAND TOTAL (A)+(B)+(C)	59901	13147415	12730662	100.0000	100,0000	0,0000	0,0000	

For Welspun Enterprises Limited

 Company Secretary

Sr. No.	Name of the shareholder	Details of Shares held			Encumbered shares			Details of warrants			Details of convertible securities	
		Number of shares held	As a % of grand total (A)+(B)+(C)	No.	As a percentage (VI)=(V)/(III)* 100	As a % of grand total (A)+(B)+(C) of sub-clause (I)(a)	Number of warrants held	As a % total number of warrants of the same class	Number of convertible securities held	As a % total number of convertible securities of the same class		
(i)	(ii)	(iii)	(iv)	(v)	(vi)=(v)/(iii)* 100	(vii)	(viii)	(ix)	(x)	(xi)		
1	KRISHIRAJ TRADING LTD	1345384	10.2331	0	0.00	0.00	(viii)	(ix)	(x)	(xi)		
2	KRISHIRAJ TRADING LTD.	1267677	9.6420	0	0.00	0.00						
3	WELSPUN WINTEX LTD.	666828	5.0719	0	0.00	0.00						
4	WELSPUN MERCANTILE LTD.	623535	4.7426	0	0.00	0.00						
5	MULHEIM PIPECOATINGS GMBH	413276	3.1434	0	0.00	0.00						
6	NITECH METALS S. A.	315000	2.3659	0	0.00	0.00						
7	WELSPUN INVESTMENTS AND COMMERCIALS	201650	1.5338	0	0.00	0.00						
8	WELSPUN INVESTMENTS AND COMMERCIALS	100350	0.7633	0	0.00	0.00						
9	WELSPUN INVESTMENTS AND COMMERCIALS	60000	0.4564	0	0.00	0.00						
10	RAJESH R MANDAWALA	10	0.0001	0	0.00	0.00						
11	BALKRISHAN GOPIRAM GOENKA	7	0.0001	0	0.00	0.00						
12	WELSPUN ZUCCHI TEXTILES LIMITED	5	0.0000	0	0.00	0.00						
	TOTAL	4993722	37.9825	0	0.0000	0.0000						

For Welspun Enterprises Limited

 Company Secretary

(I)(b) Statement showing holding of securities (including shares, warrants, convertible securities) of persons belonging to the category "Promoter and Promoter Group"

(1)(c)(i) Statement showing holding of securities (including shares, warrants, convertible securities) of persons belonging to the category "Public" and holding more than 1% of the total number of shares

Sr. No.	Name of the shareholder	Number of shares held	Shares as a percentage of total number of shares (i.e., Grand Total (A)+(B)+(C) Indicated in Statement at para	Details of warrants		Details of convertible securities		Total shares (including underlying shares assuming full conversion of warrants and convertible securities) as a % of diluted share capital
				Number of warrants held	As a % total number of warrants of the same class	Number of convertible securities held	% w.r.t total number of convertible securities of the same class	
1	GRANELE LIMITED	1751944	13.33					
2	JP MORGAN CHASE BANK, NA	1151300	8.76					
3	LIFE INSURANCE CORPORATION OF INDIA	455472	3.46					
4	SIMBA ASIA LTD.	375191	2.85					
5	NIPPON INVESTMENT AND FINANCE COMPANY PR	367447	2.79					
6	MENTOR CAPITAL LIMITED	325985	2.48					
7	LIC OF INDIA MARKET PLUS 1 GROWTH FUND	260607	1.98					
8	EDGBASTON ASIAN EQUITY TRUST	138184	1.05					
	TOTAL	4826130	36.71					

(1)(c)(ii) Statement showing holding of securities (including shares, warrants, convertible securities) of persons (together with PAC) belonging to the category "Public" and holding more than 5% of the total number of shares of the company

Sr. No.	Name(s) of the shareholder(s) and the Parsons Acting in Concert (PAC) with them	Number of shares	Shares as a percentage of total number of shares (i.e., Grand Total (A)+(B)+(C) Indicated in Statement at para	Details of warrants		Details of convertible securities		Total shares (including underlying shares assuming full conversion of warrants and convertible securities) as a % of diluted share capital
				Number of warrants	As a % total number of warrants of the same class	Number of convertible securities held	% w.r.t total number of convertible securities of the same class	
1	GRANELE LIMITED	1751944	13.33					
2	JP MORGAN CHASE BANK, NA	1151300	8.76					
	TOTAL	2903244	22.08					

For Weispun Enterprises Limited

Company Secretary


(l)(d)	<u>Statement showing details of locked-in shares</u>		
Sr. No.	Name of the shareholder	Number of Locked in Shares	Locked-in shares as a percentage of total number of shares {i.e., Grand Total (A)+(B)+(C) indicated in Statement at para (l)(a) above}
1	NIL	NIL	NIL
TOTAL		NIL	NIL

For Welspun Enterprises Limited

 Company Secretary

(II)(a)	Statement showing details of Depository Receipts (DRs)			
Sr. No.	Type of outstanding DR (ADRs, GDRs, SDRs, etc.)	Number of outstanding DRs	Number of shares underlying outstanding DRs	Shares underlying outstanding DRs as a percentage of total number of shares {i.e., Grand Total (A)+(B)+(C) indicated in Statement at para (I)(a) above}
1	NIL	NIL	NIL	NIL
TOTAL		NIL	NIL	NIL

For Welspun Enterprises Limited




Company Secretary

Statement showing holding of Depository Receipts (DRs), where underlying shares held by "Promoter/ Promoter Group" are in excess of 1% of the total number of shares

(11) (b)

Sr. No.	Name of the DR Holder	Type of outstanding DR (ADRs, GDRs, SDRs, etc.)	Number of shares underlying outstanding DRs	Shares underlying outstanding DRs as a percentage of total number of shares (i.e., Grand Total (A)+(B)+(C) indicated in Statement at para (1)(a) above)
1	NIL	NIL	NIL	NIL
	TOTAL	NIL	NIL	NIL

For Welspun Enterprises Limited


Company Secretary