

(1) (a) Statement showing Shareholding Pattern

Name of the Company: Welspun Enterprises Limited		BSE- 538538, NSE- WELENTRP ; Equity		
Scrip Code, Name of the scrip, class of security:				
Report As On : 30.06.2014				
Partly paid-up shares:-		No. of partly paid-up shares	As a % of total no. of partly paid-up shares	As a % of total no. of shares of the company
Held by Promoter / Promoter Group		0	0.0000	0.0000
Held by public		0	0.0000	0.0000
Total		0	0.0000	0.0000
Outstanding convertible securities:-		No. of outstanding securities	As a % of total No. of outstanding convertible securities	As a % of total no. of shares of the company, assuming full conversion of the convertible securities
Held by Promoter / Promoter Group		0	0.0000	0.0000
Held by public		0	0.0000	0.0000
Total		0	0.0000	0.0000
Warrants:-		No. of warrants	As a % of total no. of warrants	As a % of total no. of shares of the company, assuming full conversion of warrants
Held by Promoter / Promoter Group		0	0.0000	0.0000
Held by public		0	0.0000	0.0000
Total		0	0.0000	0.0000
Total paid-up capital of the company assuming full conversion of warrants and convertible securities				
13147415				


For Welspun Enterprises Limited



Company Secretary

Sr. No.	Name of the shareholder	Details of Shares held			Encumbered shares			Details of warrants		Details of convertible securities		Total shares (including underlying shares assuming full conversion of warrants and convertible securities) as a % of diluted share capital
		Number of shares held	As a % of grand total (A)+(B)+(C)	No.	As a percentage (V)=(V)/(iii)* 100	As a % of grand total (A)+(B)+(C) of sub-clause (i)(a)	Number of warrants held	As a % total number of warrants of the same class	Number of convertible securities held	As a % total number of convertible securities of the same class		
(i)	(ii)	(iii)	(iv)	(v)	(vi)=(v)/(iii)* 100	(vii)	(viii)	(ix)	(x)	(xi)	(xii)	
1	KRISHRAJ TRADING LTD	2613061	19.8751	0	0.00	0.00						
2	WELSPUN MERCANTILE LTD.	723885	5.5059	0	0.00	0.00						
3	WELSPUN WINTEX LTD	666823	5.0719	0	0.00	0.00						
4	MULHEIM PIPECOATINGS GMBH	413276	3.1434	0	0.00	0.00						
5	INTECH METALS S. A.	315000	2.3959	0	0.00	0.00						
6	WELSPUN INVESTMENTS AND COMMERCIALS	201650	1.5338	0	0.00	0.00						
7	WELSPUN INVESTMENTS AND COMMERCIALS	60000	0.4564	0	0.00	0.00						
10	RAJESH R MANDAWEWALA	10	0.0001	0	0.00	0.00						
11	BALKRISHAN GOPIRAM GOENKA	7	0.0001	0	0.00	0.00						
12	WELSPUN ZUCCHI TEXTILES LIMITED	5	0.0000	0	0.00	0.00						
	TOTAL	4993722	37.9825	0	0.0000	0.0000						

For Welspun Enterprises Limited


Company Secretary

Statement showing holding of securities (including shares, warrants, convertible securities) of persons belonging to the category "Public" and holding more than 1% of the total number of shares

Sr. No.	Name of the shareholder	Number of shares held	Shares as a percentage of total number of shares (i.e., Grand Total (A)+(B)+(C) Indicated in Statement at para (I)(a) above)	Details of warrants		Details of convertible securities		Total shares (including underlying shares assuming full conversion of warrants and convertible securities) as a % of diluted share capital
				Number of warrants held	As a % total number of warrants of the same class	Number of convertible securities held	% w.r.t total number of convertible securities of the same class	
1	GRANELE LIMITED	1751944	13.33					
2	JP MORGAN CHASE BANK, NA	1151300	8.76					
3	LIFE INSURANCE CORPORATION OF INDIA & ITS FUNDS	963895	7.33					
4	SIMBA ASIA LTD.	375191	2.85					
5	NIPPON INVESTMENT AND FINANCE COMPANY PR	367447	2.79					
6	MENTOR CAPITAL LIMITED	325985	2.48					
7	AKASH BHANSHALI	182673	1.39					
8	BAKULESH TRAMBAKLAL SHAH	142229	1.08					
9	EDGBASTON ASIAN EQUITY TRUST	138184	1.05					
	TOTAL	5398848	41.05					

Statement showing holding of securities (including shares, warrants, convertible securities) of persons (together with PAC) belonging to the category "Public" and holding more than 5% of the total number of shares of the company

Sr. No.	Name(s) of the shareholder(s) and the Persons Acting in Concert (PAC) with them	Number of shares	Shares as a percentage of total number of shares (i.e., Grand Total (A)+(B)+(C) Indicated in Statement at para (I)(a) above)	Details of warrants		Details of convertible securities		Total shares (including underlying shares assuming full conversion of warrants and convertible securities) as a % of diluted share capital
				Number of warrants	As a % total number of warrants of the same class	Number of convertible securities held	% w.r.t total number of convertible securities of the same class	
1	GRANELE LIMITED	1751944	13.33					
2	JP MORGAN CHASE BANK, NA	1151300	8.76					
	TOTAL	2903244	22.08					

For Western Enterprises Limited

[Signature]
Secretary


(I)(d)	<u>Statement showing details of locked-in shares</u>		
Sr. No.	Name of the shareholder	Number of Locked in Shares	Locked-in shares as a percentage of total number of shares (i.e., Grand Total (A)+(B)+(C) indicated in Statement at para (I)(a) above)
1	NIL	NIL	NIL
TOTAL		NIL	NIL

For Welspun Enterprises Limited


Company Secretary

(II)(a)	Statement showing details of Depository Receipts (DRs)	Sr. No.	Type of outstanding DR (ADRs, GDRs, SDRs, etc.)	Number of outstanding DRs	Number of shares underlying outstanding DRs	Shares underlying outstanding DRs as a percentage of total number of shares {i.e., Grand Total (A)+(B)+(C) indicated in Statement at para (IVa) above}
1	NIL	NIL	NIL	NIL	TOTAL	NIL

For Welspun Enterprises Limited


Company Secretary

Statement showing holding of Depository Receipts (DRs), where underlying shares held by
 "Promoter/ Promoter Group" are in excess of 1% of the total number of shares

(II) (b)

Sr. No.	Name of the DR Holder	Type of outstanding DR (ADRs, GDRs, SDRs, etc.)	Number of shares underlying outstanding DRs	Shares underlying outstanding DRs as a percentage of total number of shares (i.e., Grand Total (A)+(B)+(C) indicated in Statement at para (I)(a) above)
1	NIL	NIL	NIL	NIL
	TOTAL	NIL	NIL	NIL

For Welspun Enterprises Limited


 Company Secretary


(III) (a) Statement showing the voting pattern of shareholders, if more than one class of shares/securities is issued by the issuer.
(Give description of voting rights for each class of security.)

Class X: Equity Shares of Rs. 10 each fully paid-up ranking pari-passu in all respect

Class Y:
Class Z:)

Category Code	Category of Shareholder	Number of Voting Rights held in each class of securities			Total Voting Rights (III + IV + V)	Total Voting Rights i.e. (VI)	
		Class X (III)	Class Y (IV)	Class Z (V)		As a % of (A + B) (VII)	As a % of (A + B + C) (VIII)
(I)	(I)				(VI)		
(A)	Promoter and Promoter Group						
(1)	Indian						
(a)	Individuals/ Hindu Undivided Family	17	-	-	17	0.0001	0.0001
(b)	Central Government/ State Government(s)	-	-	-	-	-	-
(c)	Bodies Corporate	4,265,429	-	-	4,265,429	35.5568	32.4431
(d)	Financial Institutions/ Banks	-	-	-	-	-	-
(e)	Any Other (specify)	-	-	-	-	-	-
	Sub-Total (A)(1)	4,265,446	-	-	4,265,446	35.5569	32.4432
(2)	Foreign						
(a)	Individuals (Non-Resident Individuals/ Foreign Individuals)	728,276	-	-	728,276	6.0709	5.5393
(b)	Bodies Corporate	-	-	-	-	-	-
(c)	Institutions	-	-	-	-	-	-
(d)	Qualified Foreign Investor	-	-	-	-	-	-
(e)	Any Other (specify)	-	-	-	-	-	-
	Sub-Total (A)(2)	728,276	-	-	728,276	6.0709	5.5393
	Total Shareholding of Promoter and Promoter Group (A)= (A)(1)+(A)(2)	4,993,722	-	-	4,993,722	41.628	37.9825
(B)	Public shareholding						
(1)	Institutions						
(a)	Mutual Funds/UTI	-	-	-	-	-	-
(b)	Financial Institutions/ Banks	1,116,218	-	-	1,116,218	9.3048	8.4900
(c)	Central Government/ State Government(s)	-	-	-	-	-	-
(d)	Venture Capital Funds	-	-	-	-	-	-
(e)	Insurance Companies	13,500	-	-	13,500	0.1125	0.1027
(f)	Foreign Institutional Investors	733,566	-	-	733,566	6.1150	5.5795
(g)	Foreign Venture Capital Investors	-	-	-	-	-	-
(h)	Qualified Foreign Investor	-	-	-	-	-	-
(i)	Any Other (specify)	-	-	-	-	-	-
	Sub-Total (B)(1)	1,863,284	-	-	1,863,284	15.5324	14.1722
(2)	Non-institutions						
(a)	Bodies Corporate	1,436,829	-	-	1,436,829	11.9775	10.9286
(b)	Individuals :- i. Individual shareholders holding nominal share capital up to Rs. 1 lakh ii. Individual shareholders holding nominal share capital in excess of Rs. 1 lakh	985,001 497,280	-	-	985,001 497,280	8.2110 4.1453	7.4920 3.7823
(c)	Qualified Foreign Investor	-	-	-	-	-	-
(d)	Any Other (specify)	-	-	-	-	-	-
(di)	Overseas-Bodies Corporate	2,127,135	-	-	2,127,135	17.7319	16.1791
(dii)	Clearing Member	36,968	-	-	36,968	0.3082	0.2812
(diii)	Non-resident Indians - Repat	40,702	-	-	40,702	0.3393	0.3096
	Non-resident Indians - Non Repat	8,710	-	-	8,710	0.0726	0.0662
(div)	Hindu Undivided Family	3,400	-	-	3,400	0.0283	0.0259
(dv)	Trust	375	-	-	375	0.0031	0.0029
	Other - Unclaimed Shares	2,709	-	-	2,709	0.0226	0.0206
	Sub-Total (B)(2)	5,139,109	-	-	5,139,109	42.6398	39.0884
	Total Public Shareholding (B)= (B)(1)+(B)(2)	7,002,393	-	-	7,002,393	58.3722	53.2606
	TOTAL (A)+(B)	11,996,115	-	-	11,996,115	100.00	91.243
(C)	Shares held by Custodians and against which Depository Receipts have been issued	1,151,300	-	-	1,151,300		8.7569
	GRAND TOTAL (A)+(B)+(C)	13,147,415	-	-	13,147,415	100.00	100.00

For Welspun Enterprises Limited


Company Secretary